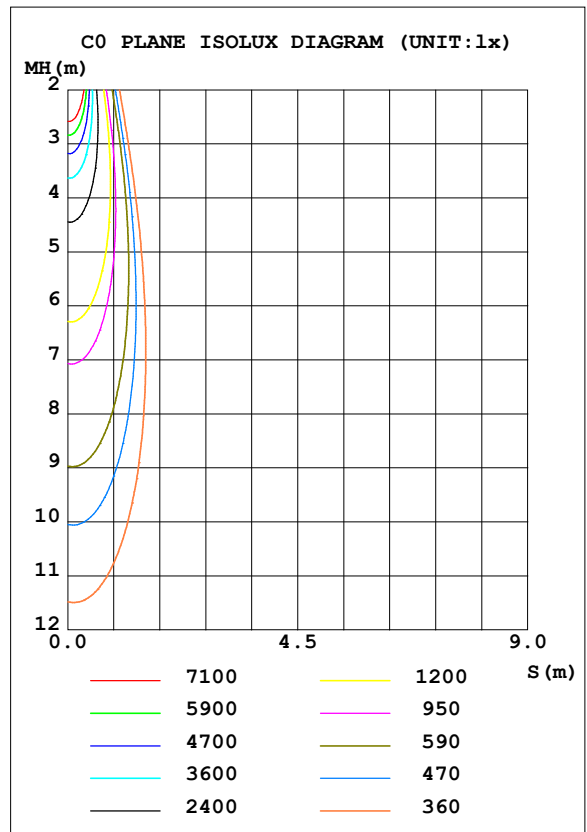
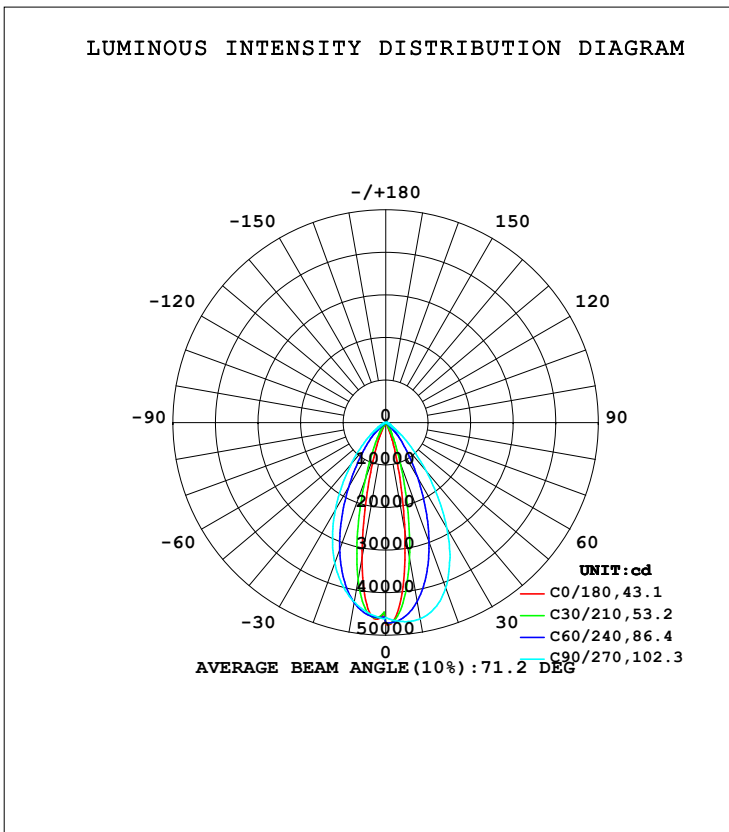




LUMINAIRE PHOTOMETRIC TEST REPORT

NAME:		
MFR.: CLF		

DATA OF LAMP		PHOTOMETRIC DATA Eff: 40.05 lm/W			
MODEL	SEAR + 1060filter	I _{max} (cd)	47561	S/MH (C0/180)	0.43
NOMINAL POWER (W)		LOR (%)	100.0	S/MH (C90/270)	0.90
RATED VOLTAGE (V)	220.0	TOTAL FLUX (lm)	25088	η UP, DN (C0-180)	0.0, 51.3
NOMINAL FLUX (lm)	627.209	CIE CLASS	DIRECT	η UP, DN (C180-360)	0.0, 48.7
LAMPS INSIDE	40	η up (%)	0.0	CIBSE SHR NOM	0.00
TEST VOLTAGE (V)	220.0	η down (%)	100.0	CIBSE SHR MAX	1.00



C Range: 0 - 360DEG
 C Interval: 30.0DEG
 Test Speed: HIGH
 Temperature: 25.3DEG
 Operators: Danny
 Test Date: 2023-12-11

γ Range: 0 - 90DEG
 γ Interval: 0.5DEG
 Test System: EVERFINE GO-HD5 SYSTEM V2.0.407.13
 Humidity: 65.0%
 Test Distance: 9.400m [K=1.0000]
 Remarks:



ZONAL FLUX DIAGRAM

ZONAL FLUX DIAGRAM:

γ	C0	C45	C90	C135	C180	C225	C270	C315	γ	Φ zone	Φ total	%lum, lamp
10	2599	3752	4681	3811	3219	4024	4281	3009	0- 10	3988	3988	15.9,15.9
20	516.9	1992	4131	1493	733.9	2288	3509	982.9	10- 20	7397	11385	45.4,45.4
30	148.3	893.7	2880	427.5	179.6	1050	2372	288.0	20- 30	6023	17408	69.4,69.4
40	69.17	351.4	1463	151.0	78.53	428.1	1252	117.2	30- 40	3925	21333	85,85
50	38.12	138.4	546.3	74.18	42.37	165.5	517.5	61.47	40- 50	2100	23433	93.4,93.4
60	21.98	63.28	176.4	40.01	24.63	71.26	183.2	34.14	50- 60	983.2	24416	97.3,97.3
70	11.12	29.20	63.67	19.77	12.98	31.82	65.36	16.65	60- 70	456.4	24872	99.1,99.1
80	2.963	8.251	18.51	6.054	4.043	9.149	17.71	4.604	70- 80	186.2	25059	99.9,99.9
90	0.0867	0.1465	0.2370	0.1086	0.0878	0.1361	0.2172	0.1031	80- 90	29.81	25088	100,100
100									90-100			
110									100-110			
120									110-120			
130									120-130			
140									130-140			
150									140-150			
160									150-160			
170									160-170			
180									170-180			
DEG	LUMINOUS INTENSITY:×10cd									UNIT:lm		

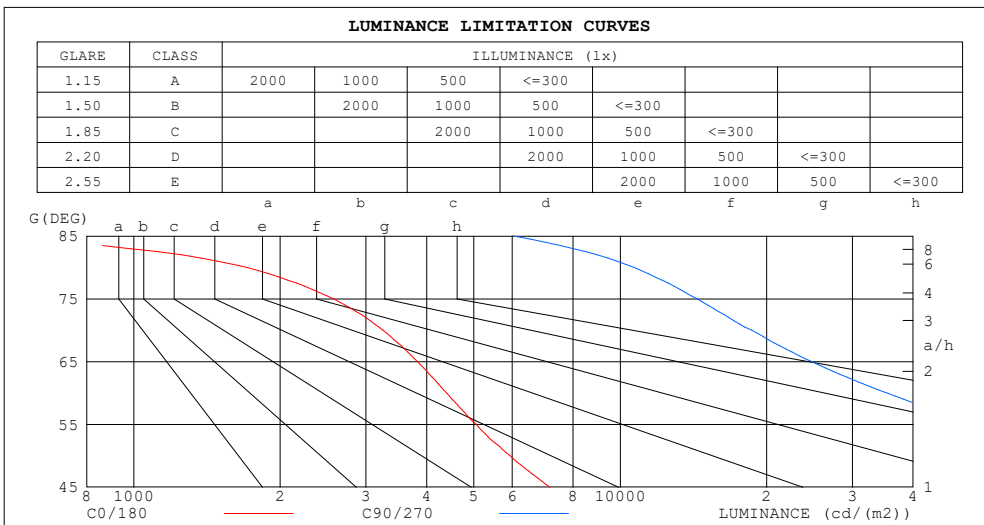
C Range: 0 - 360DEG
C Interval: 30.0DEG
Test Speed: HIGH
Temperature:25.3DEG
Operators:Danny
Test Date:2023-12-11

γ Range: 0 - 90DEG
 γ Interval: 0.5DEG
Test System:EVERFINE GO-HD5 SYSTEM V2.0.407.13
Humidity:65.0%
Test Distance:9.400m [K=1.0000]
Remarks:



LUMINANCE LIMITATION CURVES

NAME :		
MFR. : CLF		



LUMINANCE cd/(m2)		
G (DEG)	C0/180	C90/270
85	466	6025
80	1706	10660
75	2569	14366
70	3251	18615
65	3830	24737
60	4396	35273
55	5050	54012
50	5930	84990
45	7176	130807

C Range: 0 - 360DEG
 C Interval: 30.0DEG
 Test Speed: HIGH
 Temperature: 25.3DEG
 Operators: Danny
 Test Date: 2023-12-11

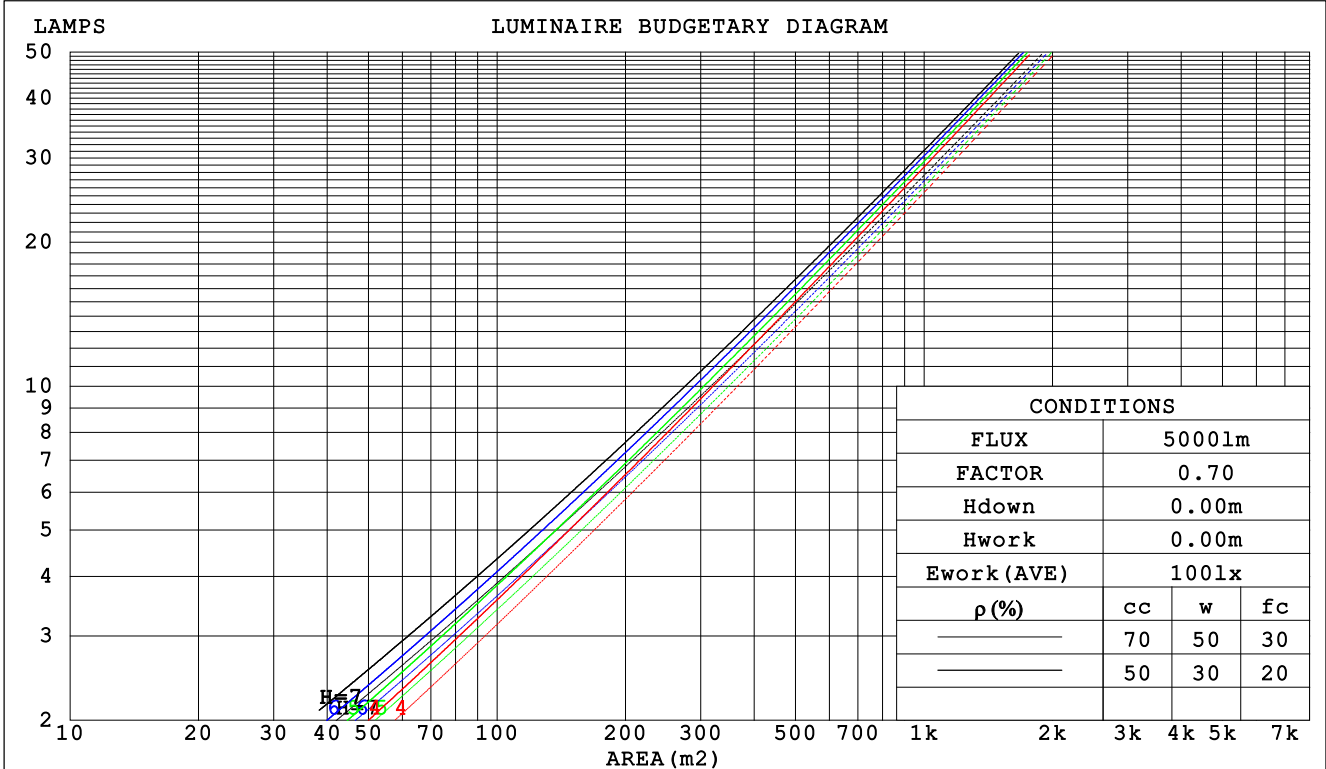
γ Range: 0 - 90DEG
 γ Interval: 0.5DEG
 Test System: EVERFINE GO-HD5 SYSTEM V2.0.407.13
 Humidity: 65.0%
 Test Distance: 9.400m [K=1.0000]
 Remarks:



CU AND LUMINAIRE BUDGETARY ESTIMATE DIAGRAM

NAME:		
MFR.: CLF		

ρ_{cc}	80%			70%			50%			30%			10%			0
ρ_w	50%	30%	10%	50%	30%	10%	50%	30%	10%	50%	30%	10%	50%	30%	10%	0
ρ_{fc}	20%			20%			20%			20%			20%			0
RCR	RCR:Room Cavity Ratio									Coefficients of Utilization(CU)						
0.0	1.19	1.19	1.19	1.16	1.16	1.16	1.11	1.11	1.11	1.06	1.06	1.06	1.02	1.02	1.02	.00
1.0	1.10	1.08	1.06	1.08	1.06	1.04	1.04	1.02	1.01	1.00	.99	.98	.97	.96	.95	.93
2.0	1.02	.98	.95	1.01	.97	.94	.97	.94	.92	.94	.92	.90	.92	.90	.88	.86
3.0	.95	.90	.86	.94	.89	.86	.91	.87	.84	.89	.86	.83	.87	.84	.82	.80
4.0	.89	.84	.79	.88	.83	.79	.86	.81	.78	.84	.80	.77	.82	.79	.76	.74
5.0	.84	.78	.73	.83	.77	.73	.81	.76	.72	.79	.75	.72	.78	.74	.71	.70
6.0	.79	.73	.68	.78	.72	.68	.76	.71	.68	.75	.71	.67	.74	.70	.67	.65
7.0	.74	.68	.64	.74	.68	.64	.72	.67	.64	.71	.67	.63	.70	.66	.63	.62
8.0	.70	.64	.60	.70	.64	.60	.69	.64	.60	.68	.63	.60	.67	.63	.59	.58
9.0	.67	.61	.57	.66	.61	.57	.65	.60	.57	.64	.60	.57	.64	.59	.56	.55
10.0	.64	.58	.54	.63	.58	.54	.62	.57	.54	.62	.57	.54	.61	.57	.54	.52



C Range: 0 - 360DEG
 C Interval: 30.0DEG
 Test Speed: HIGH
 Temperature:25.3DEG
 Operators: Danny
 Test Date: 2023-12-11

γ Range: 0 - 90DEG
 γ Interval: 0.5DEG
 Test System: EVERFINE GO-HD5 SYSTEM V2.0.407.13
 Humidity: 65.0%
 Test Distance: 9.400m [K=1.0000]
 Remarks:



WEC AND CCEC

NAME:		
MFR.: CLF		

ρcc	80%			70%			50%			30%			10%			0
ρw	50%	30%	10%	50%	30%	10%	50%	30%	10%	50%	30%	10%	50%	30%	10%	0
ρfc	20%			20%			20%			20%			20%			0
RCR	RCR:Room Cavity Ratio						Wall Exitance Coefficients (WEC)									
0.0																
1.0	.185	.105	.033	.178	.101	.032	.165	.095	.030	.154	.089	.028	.143	.083	.027	
2.0	.177	.097	.030	.171	.094	.029	.160	.089	.028	.150	.084	.026	.141	.080	.025	
3.0	.167	.089	.027	.162	.087	.026	.153	.083	.025	.145	.079	.024	.137	.076	.023	
4.0	.158	.082	.024	.154	.081	.024	.146	.078	.023	.139	.075	.023	.132	.072	.022	
5.0	.150	.076	.022	.146	.075	.022	.139	.073	.021	.133	.070	.021	.127	.068	.020	
6.0	.142	.071	.020	.139	.070	.020	.133	.068	.020	.127	.066	.019	.122	.064	.019	
7.0	.135	.067	.019	.132	.066	.019	.127	.064	.018	.122	.062	.018	.117	.061	.018	
8.0	.128	.063	.018	.126	.062	.018	.121	.061	.017	.117	.059	.017	.113	.058	.017	
9.0	.122	.059	.017	.120	.059	.016	.116	.057	.016	.112	.056	.016	.108	.055	.016	
10.0	.117	.056	.016	.115	.056	.015	.111	.054	.015	.108	.053	.015	.104	.052	.015	

ρcc	80%			70%			50%			30%			10%			0
ρw	50%	30%	10%	50%	30%	10%	50%	30%	10%	50%	30%	10%	50%	30%	10%	0
ρfc	20%			20%			20%			20%			20%			0
RCR	RCR:Room Cavity Ratio						Ceiling Cavity Exitance Coefficients (CCEC)									
0.0	.190	.190	.190	.163	.163	.163	.111	.111	.111	.064	.064	.064	.020	.020	.020	
1.0	.172	.157	.144	.147	.135	.124	.100	.093	.086	.058	.054	.050	.019	.017	.016	
2.0	.157	.132	.112	.134	.114	.097	.092	.079	.067	.053	.046	.040	.017	.015	.013	
3.0	.145	.114	.089	.124	.098	.077	.085	.068	.054	.049	.040	.032	.016	.013	.010	
4.0	.134	.099	.072	.115	.086	.062	.079	.060	.044	.046	.035	.026	.015	.011	.009	
5.0	.126	.087	.059	.108	.076	.051	.074	.053	.036	.043	.031	.022	.014	.010	.007	
6.0	.118	.078	.049	.101	.068	.043	.070	.047	.030	.041	.028	.018	.013	.009	.006	
7.0	.111	.071	.042	.096	.061	.037	.066	.043	.026	.038	.025	.015	.012	.008	.005	
8.0	.105	.064	.036	.091	.056	.031	.063	.039	.022	.037	.023	.013	.012	.008	.004	
9.0	.100	.059	.031	.086	.051	.027	.060	.036	.019	.035	.021	.012	.011	.007	.004	
10.0	.095	.055	.027	.082	.047	.024	.057	.033	.017	.033	.020	.010	.011	.006	.003	

C Range: 0 - 360DEG
 C Interval: 30.0DEG
 Test Speed: HIGH
 Temperature:25.3DEG
 Operators:Danny
 Test Date:2023-12-11

γ Range: 0 - 90DEG
 γ Interval: 0.5DEG
 Test System:EVERFINE GO-HD5 SYSTEM V2.0.407.13
 Humidity:65.0%
 Test Distance:9.400m [K=1.0000]
 Remarks:



UGR(Unified Glare Rating) Table

NAME:		
MFR.: CLF		

ceiling/cavity	0.7	0.7	0.5	0.5	0.3	0.7	0.7	0.5	0.5	0.3
walls	0.5	0.3	0.5	0.3	0.3	0.5	0.3	0.5	0.3	0.3
working plane	0.2	0.2	0.2	0.2	0.2	0.2	0.2	0.2	0.2	0.2
Room dimensions	Viewed crosswise					Viewed endwise				
x = 2H y = 2H	2.8	3.8	3.1	4.0	4.1	14.6	15.6	14.9	15.8	15.9
3H	3.1	4.0	3.3	4.2	4.4	14.7	15.6	15.0	15.8	16.0
4H	3.1	4.0	3.4	4.2	4.4	14.7	15.6	15.0	15.8	16.0
6H	3.1	3.9	3.4	4.2	4.4	14.7	15.5	15.0	15.8	16.0
8H	3.1	3.9	3.4	4.1	4.4	14.7	15.5	15.0	15.7	16.0
12H	3.1	3.8	3.4	4.1	4.3	14.7	15.4	15.0	15.7	15.9
4H 2H	4.0	4.8	4.3	5.1	5.3	14.4	15.3	14.7	15.5	15.7
3H	4.3	5.0	4.6	5.3	5.6	14.6	15.3	14.9	15.6	15.8
4H	4.4	5.1	4.7	5.4	5.7	14.6	15.3	15.0	15.6	15.9
6H	4.4	5.0	4.8	5.3	5.7	14.6	15.2	15.0	15.5	15.9
8H	4.4	4.9	4.8	5.3	5.6	14.6	15.1	15.0	15.5	15.8
12H	4.3	4.8	4.7	5.2	5.6	14.6	15.0	15.0	15.4	15.8
8H 4H	4.7	5.3	5.1	5.6	6.0	14.5	15.0	14.9	15.4	15.7
6H	4.8	5.2	5.2	5.6	6.0	14.5	14.9	14.9	15.3	15.7
8H	4.8	5.2	5.2	5.6	6.0	14.5	14.9	14.9	15.3	15.7
12H	4.7	5.1	5.2	5.5	6.0	14.5	14.8	14.9	15.2	15.7
12H 4H	4.8	5.2	5.2	5.6	6.0	14.4	14.9	14.8	15.3	15.7
6H	4.8	5.2	5.3	5.6	6.1	14.4	14.8	14.9	15.3	15.7
8H	4.8	5.1	5.3	5.6	6.1	14.4	14.8	14.9	15.2	15.7
Variations with the observer position at spacings:										
S = 1.0H	+ 1.2 / - 1.6					+ 3.8 / - 3.3				
1.5H	+ 2.5 / - 1.4					+ 5.1 / - 5.1				
2.0H	+ 2.3 / - 1.7					+ 6.1 / - 4.8				

CIE Pub.117, 25088 lm Total Lamp Luminous Flux Correct (8log(F/F0) = 11.2)
 Area: 0.1 m2

C Range: 0 - 360DEG
 C Interval: 30.0DEG
 Test Speed: HIGH
 Temperature:25.3DEG
 Operators:Danny
 Test Date:2023-12-11

γ Range: 0 - 90DEG
 γ Interval: 0.5DEG
 Test System:EVERFINE GO-HD5 SYSTEM V2.0.407.13
 Humidity:65.0%
 Test Distance:9.400m [K=1.0000]
 Remarks:



UTILIZATION FACTORS TABLE

NAME:		
MFR.: CLF		

REFLECTANCE										
Ceiling	0.8	0.8	0.8	0.7	0.7	0.7	0.5	0.5	0.5	0
Walls	0.7	0.5	0.3	0.7	0.5	0.3	0.7	0.5	0.3	0
Working plane	0.2	0.2	0.2	0.2	0.2	0.2	0.2	0.2	0.2	0
ROOM INDEX	UTILIZATION FACTORS (PERCENT) $k(RI) \times RCR = 5$									
k = 0.60	82	75	70	82	75	70	81	74	70	66
0.80	90	83	79	89	83	79	88	82	79	74
1.00	96	89	85	95	89	85	93	89	84	80
1.25	100	94	90	99	94	90	97	92	89	84
1.50	103	98	94	102	97	93	100	96	92	88
2.00	107	102	98	105	101	98	102	99	96	90
2.50	109	104	101	107	103	100	104	101	98	92
3.00	110	107	104	109	105	102	105	102	100	94
4.00	113	110	107	111	108	106	107	105	103	96
5.00	114	112	109	112	110	108	108	106	105	97
ROOM INDEX	UF(total)									Direct
According to DIN EN 13032-2 2004			Suspended				SHRNOM = 1.25			

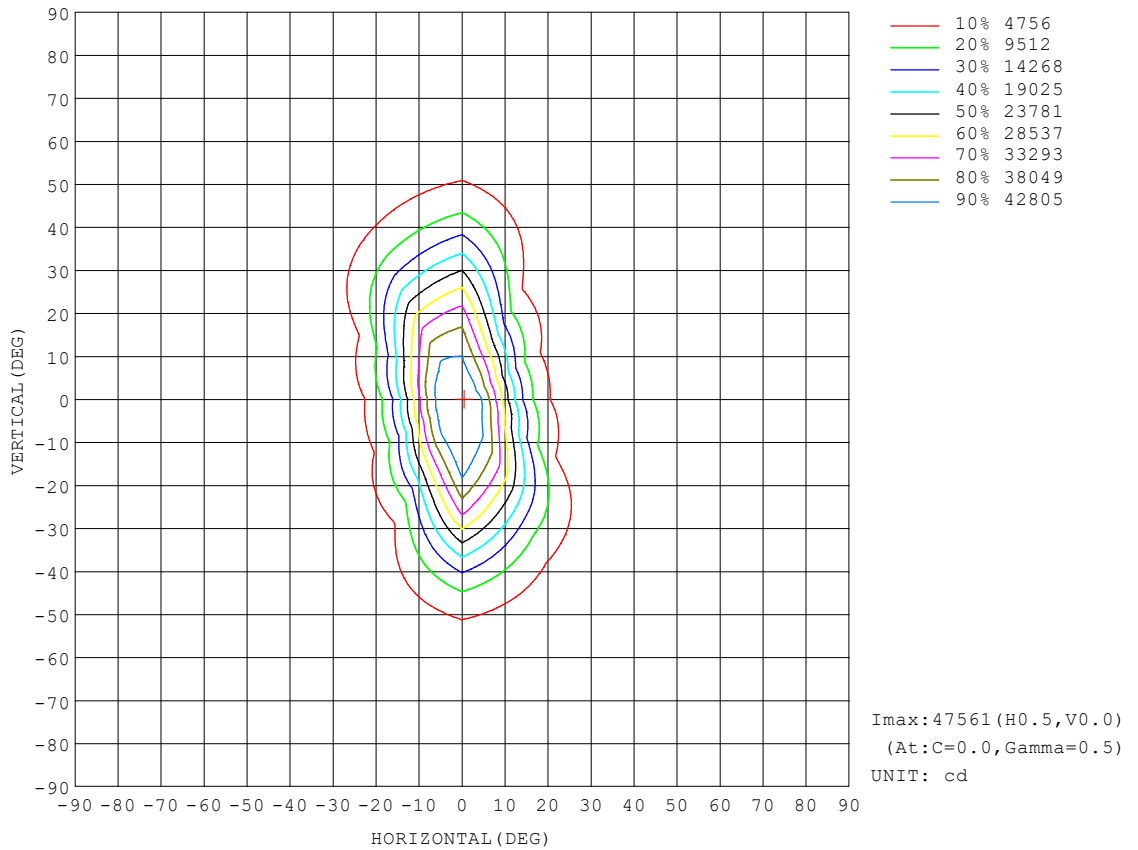
C Range: 0 - 360DEG
 C Interval: 30.0DEG
 Test Speed: HIGH
 Temperature: 25.3DEG
 Operators: Danny
 Test Date: 2023-12-11

γ Range: 0 - 90DEG
 γ Interval: 0.5DEG
 Test System: EVERFINE GO-HD5 SYSTEM V2.0.407.13
 Humidity: 65.0%
 Test Distance: 9.400m [K=1.0000]
 Remarks:



ISOCANDELA DIAGRAM

NAME :		
MFR. : CLF		



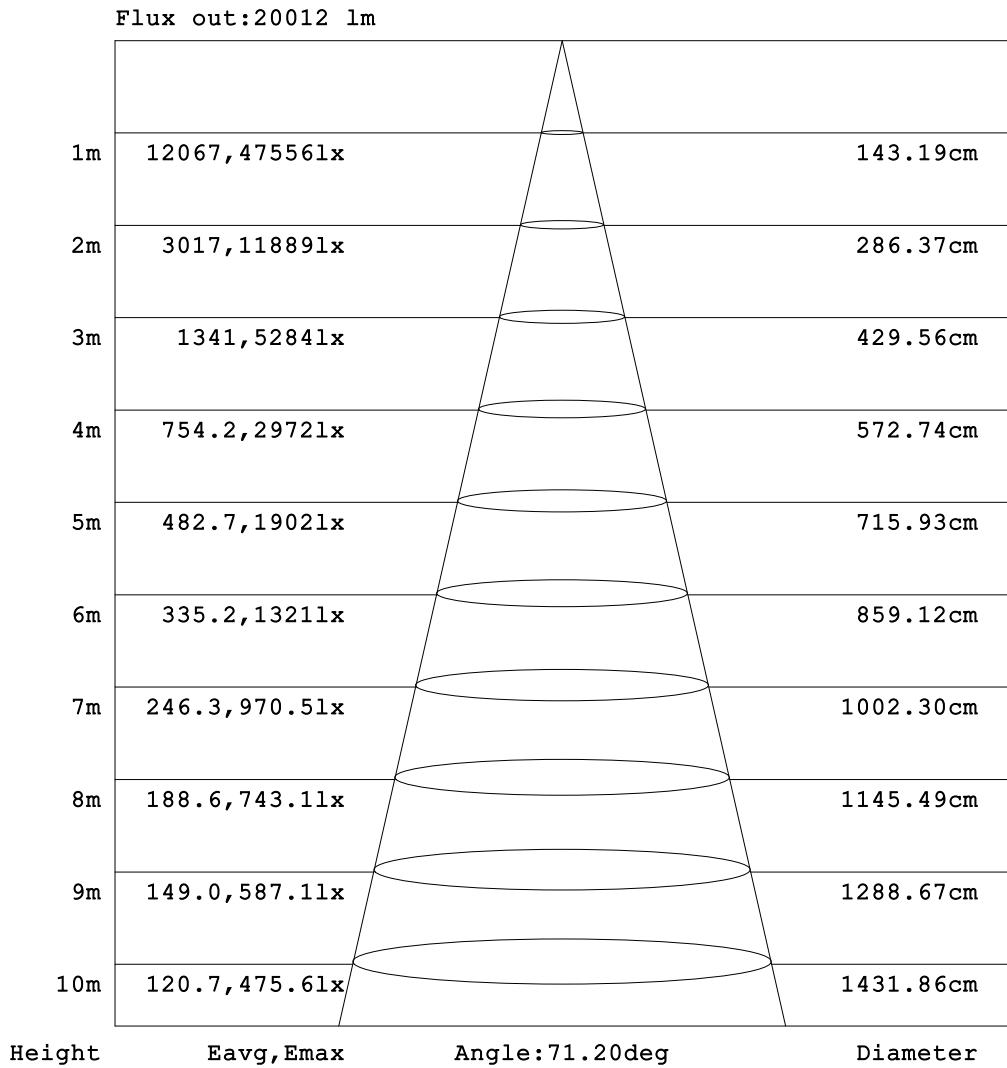
C Range: 0 - 360DEG
C Interval: 30.0DEG
Test Speed: HIGH
Temperature: 25.3DEG
Operators: Danny
Test Date: 2023-12-11

γ Range: 0 - 90DEG
 γ Interval: 0.5DEG
Test System: EVERFINE GO-HD5 SYSTEM V2.0.407.13
Humidity: 65.0%
Test Distance: 9.400m [K=1.0000]
Remarks:



AAI Figure

NAME:		
MFR.: CLF		



Note:The Curves indicate the illuminated area and the average illumination when the luminaire is at different distance.

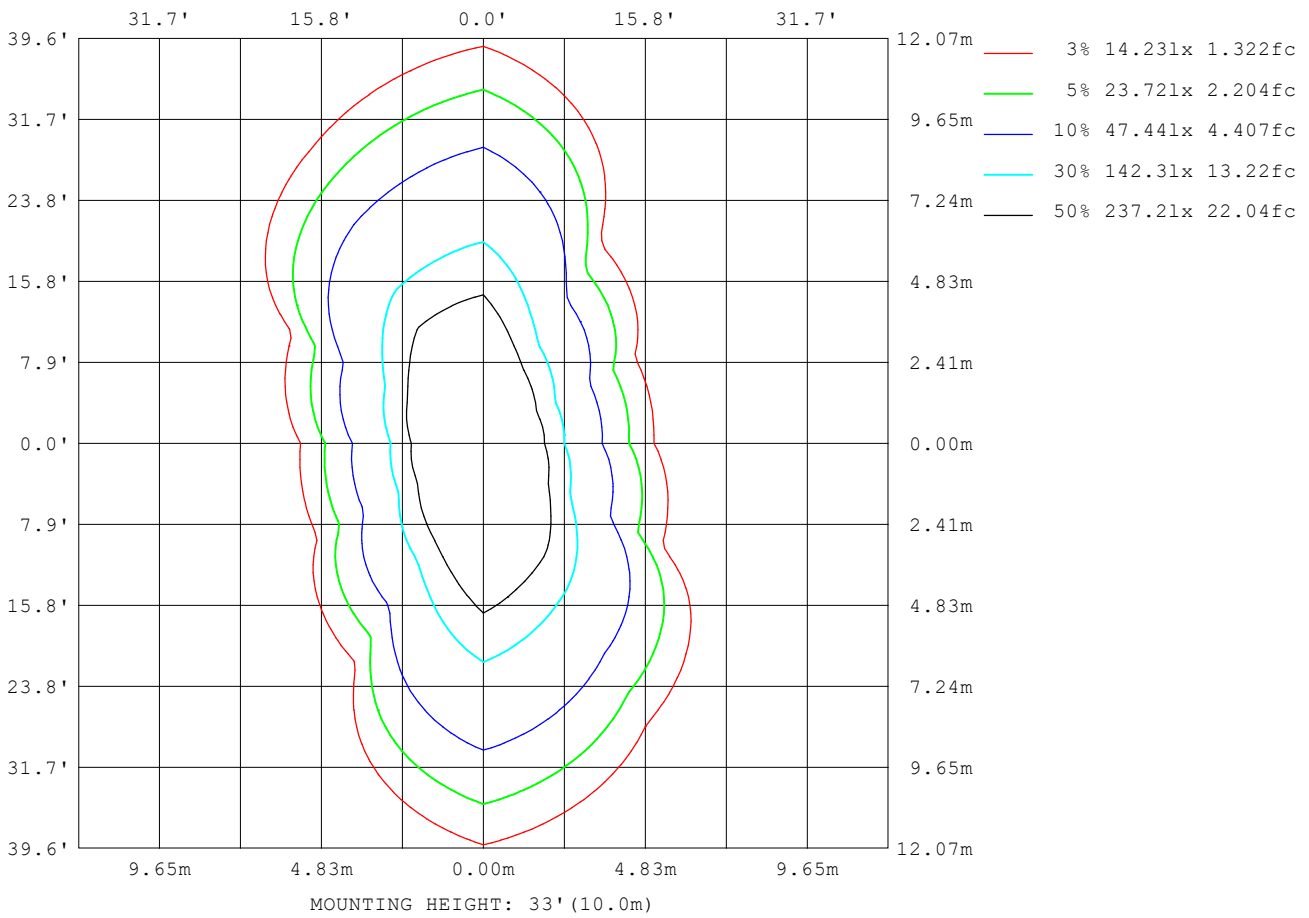
C Range: 0 - 360DEG
C Interval: 30.0DEG
Test Speed: HIGH
Temperature:25.3DEG
Operators:Danny
Test Date:2023-12-11

γ Range: 0 - 90DEG
γ Interval: 0.5DEG
Test System:EVERFINE GO-HD5 SYSTEM V2.0.407.13
Humidity:65.0%
Test Distance:9.400m [K=1.0000]
Remarks:



ISOLUX DIAGRAM

NAME:		
MFR.: CLF		



C Range: 0 - 360DEG
C Interval: 30.0DEG
Test Speed: HIGH
Temperature: 25.3DEG
Operators: Danny
Test Date: 2023-12-11

γ Range: 0 - 90DEG
γ Interval: 0.5DEG
Test System: EVERFINE GO-HD5 SYSTEM V2.0.407.13
Humidity: 65.0%
Test Distance: 9.400m [K=1.0000]
Remarks:



LED Avg.L Report

NAME :		
MFR. : CLF		

AvgL	cd/m2
L_0~180 (65) av	4094
L_0~180 (75) av	2867
L_0~180 (85) av	764
L_90~270 (65) av	25308
L_90~270 (75) av	14331
L_90~270 (85) av	5547
L_45 (65) av	7849
L_45 (75) av	5314
L_45 (85) av	1660

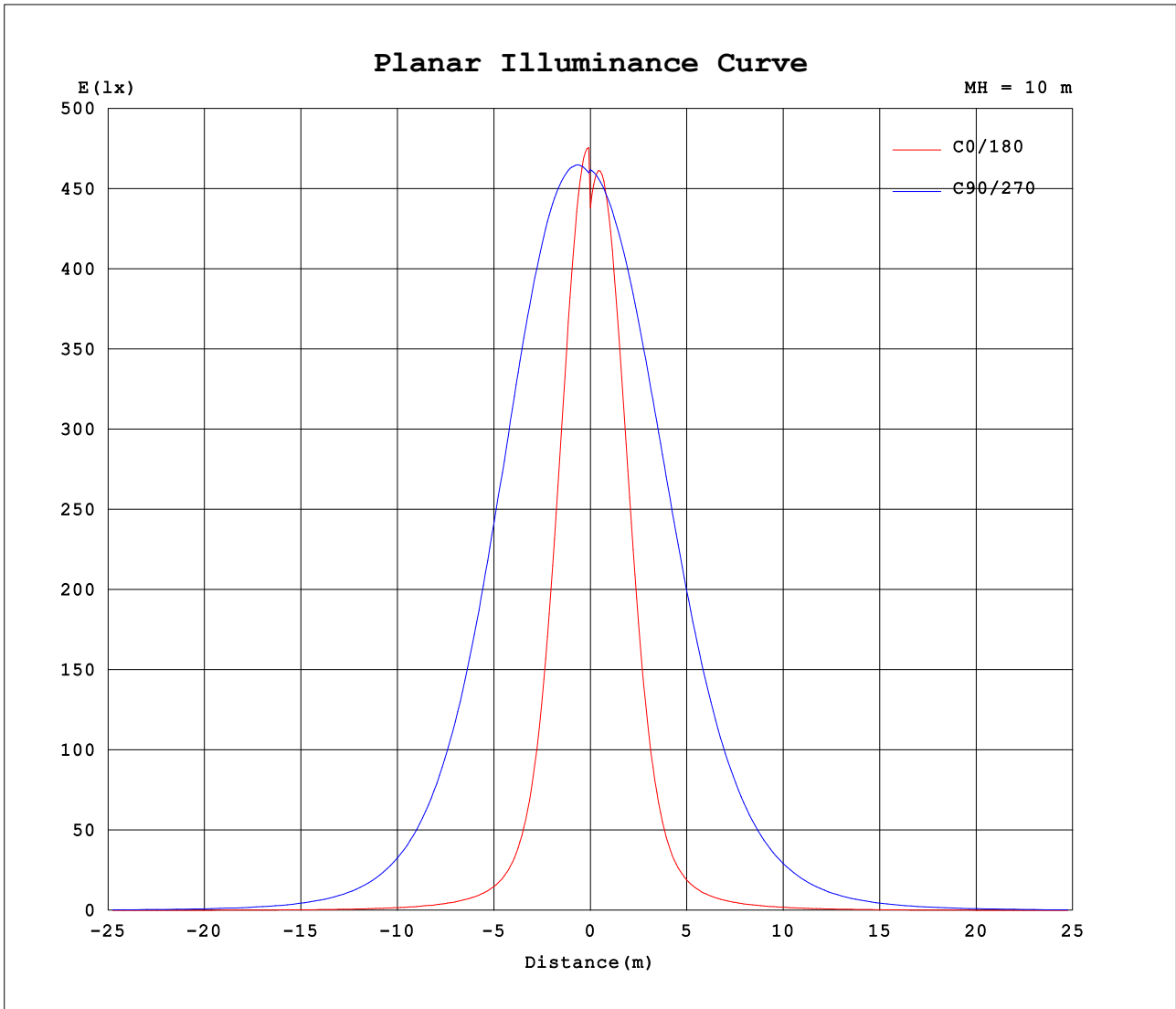
Standard: GB/T 29293-2012

C Range: 0 - 360DEG
C Interval: 30.0DEG
Test Speed: HIGH
Temperature:25.3DEG
Operators:Danny
Test Date:2023-12-11

γ Range: 0 - 90DEG
 γ Interval: 0.5DEG
Test System:EVERFINE GO-HD5 SYSTEM V2.0.407.13
Humidity:65.0%
Test Distance:9.400m [K=1.0000]
Remarks:



Planar Illuminance Curve



C Range: 0 - 360DEG
C Interval: 30.0DEG
Test Speed: HIGH
Temperature: 25.3DEG
Operators: Danny
Test Date: 2023-12-11

γ Range: 0 - 90DEG
 γ Interval: 0.5DEG
Test System: EVERFINE GO-HD5 SYSTEM V2.0.407.13
Humidity: 65.0%
Test Distance: 9.400m [K=1.0000]
Remarks:

