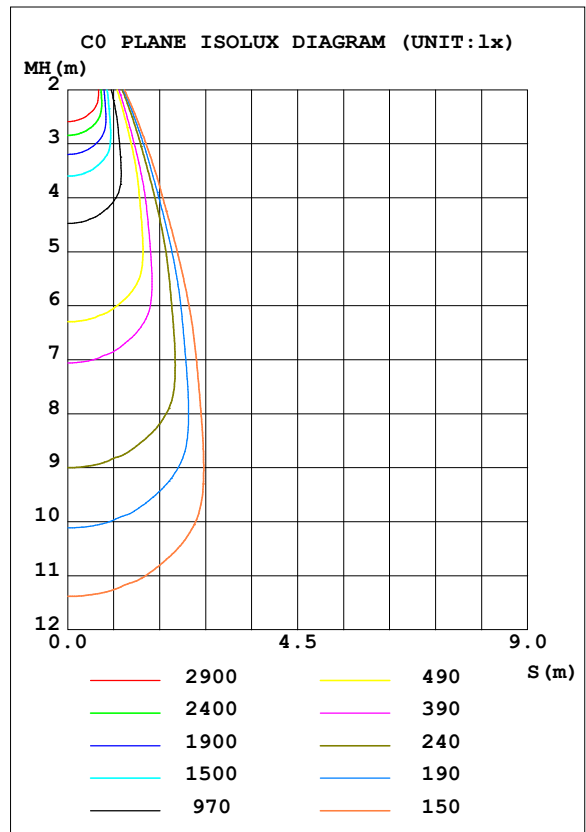
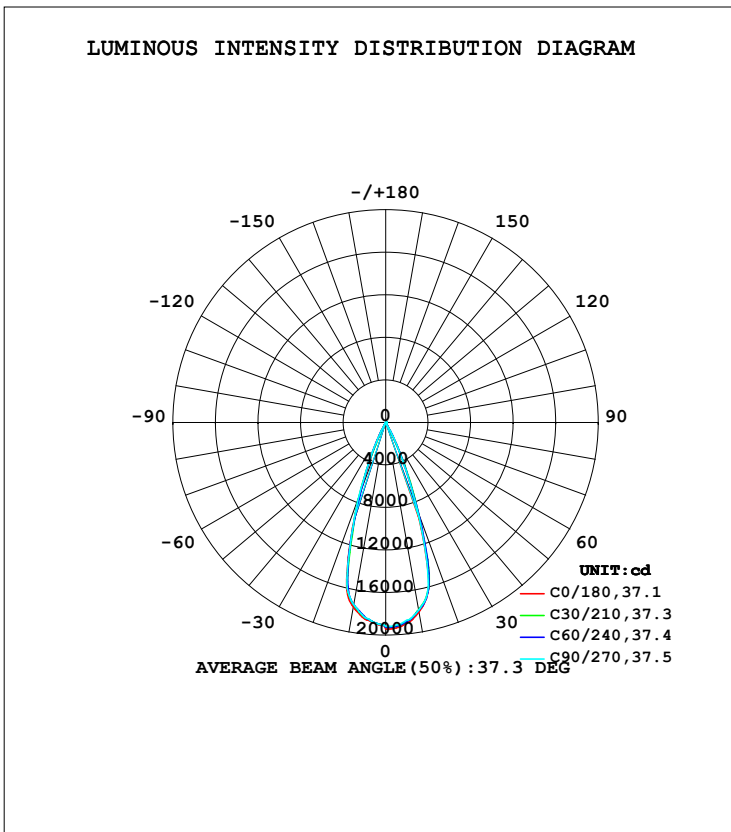




LUMINAIRE PHOTOMETRIC TEST REPORT

Test:U:219.93V I:2.3619A P:510.08W PF:0.9819 Freq:50.01Hz Lamp Flux:583.679x12 lm		
NAME:		
MFR.: CLF		

DATA OF LAMP		PHOTOMETRIC DATA Eff: 13.73 lm/W			
MODEL	POSEIDON WASH M	I _{max} (cd)	19430	S/MH (C0/180)	0.54
NOMINAL POWER (W)	600	LOR (%)	100.0	S/MH (C90/270)	0.55
RATED VOLTAGE (V)	220.0	TOTAL FLUX (lm)	7004.1	η UP, DN (C0-180)	0.0, 52.4
NOMINAL FLUX (lm)	583.679	CIE CLASS	DIRECT	η UP, DN (C180-360)	0.0, 47.6
LAMPS INSIDE	12	η up (%)	0.0	CIBSE SHR NOM	0.50
TEST VOLTAGE (V)	220.0	η down (%)	100.0	CIBSE SHR MAX	0.55



C Range: 0 - 360DEG
 C Interval: 30.0DEG
 Test Speed: HIGH
 Temperature: 25.3DEG
 Operators: Danny
 Test Date: 2023-01-10

γ Range: 0 - 90DEG
 γ Interval: 0.5DEG
 Test System: EVERFINE GO-HD5 SYSTEM V2.0.407.13
 Humidity: 65.0%
 Test Distance: 9.400m [K=1.0000]
 Remarks:



ZONAL FLUX DIAGRAM

ZONAL FLUX DIAGRAM:

γ	C0	C45	C90	C135	C180	C225	C270	C315	γ	Φ zone	Φ total	%lum,lamp
10	1809	1790	1791	1777	1762	1740	1739	1752	0- 10	1759	1759	25.1,25.1
20	858.2	895.4	866.5	774.9	708.3	698.8	732.3	773.0	10- 20	3781	5540	79.1,79.1
30	40.61	34.80	47.53	19.38	19.98	12.52	14.91	20.13	20- 30	1376	6916	98.7,98.7
40	3.886	4.400	4.028	3.827	3.363	3.543	3.435	3.980	30- 40	43.95	6960	99.4,99.4
50	1.949	2.156	2.040	1.924	1.690	1.726	1.733	1.946	40- 50	21.01	6981	99.7,99.7
60	1.025	1.109	1.065	0.9707	0.8810	0.8364	0.8952	0.9702	50- 60	12.54	6993	99.8,99.8
70	0.4758	0.5026	0.4739	0.4413	0.3844	0.3667	0.4135	0.4275	60- 70	6.612	7000	99.9,99.9
80	0.2133	0.2286	0.2049	0.2215	0.1811	0.1685	0.1789	0.1981	70- 80	3.185	7003	100,100
90	0.0380	0.0380	0.0330	0.0490	0.0250	0.0210	0.0220	0.0235	80- 90	1.219	7004	100,100
100									90-100			
110									100-110			
120									110-120			
130									120-130			
140									130-140			
150									140-150			
160									150-160			
170									160-170			
180									170-180			
DEG	LUMINOUS INTENSITY: *10cd									UNIT: lm		

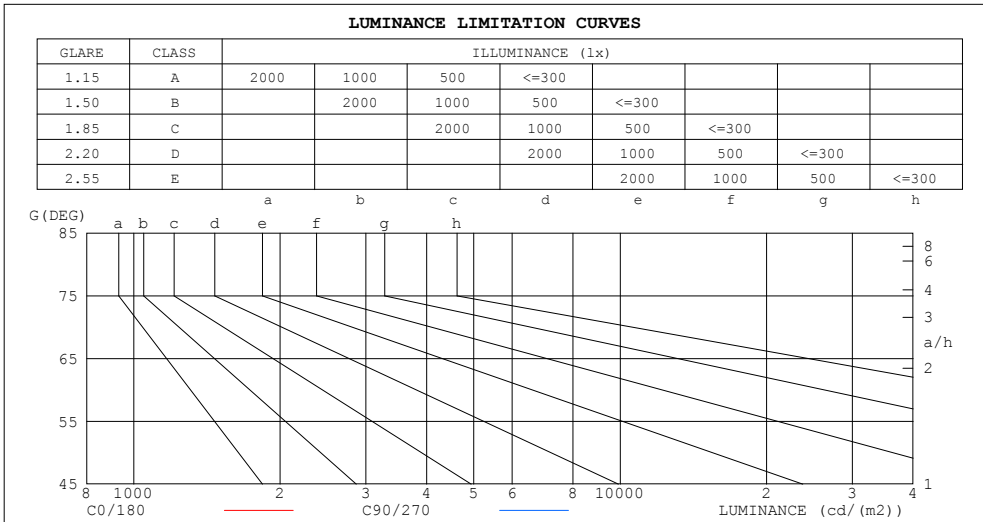
C Range: 0 - 360DEG
 C Interval: 30.0DEG
 Test Speed: HIGH
 Temperature:25.3DEG
 Operators:Danny
 Test Date:2023-01-10

γ Range: 0 - 90DEG
 γ Interval: 0.5DEG
 Test System:EVERFINE GO-HD5 SYSTEM V2.0.407.13
 Humidity:65.0%
 Test Distance:9.400m [K=1.0000]
 Remarks:



LUMINANCE LIMITATION CURVES

Test:U:219.93V I:2.3619A P:510.08W PF:0.9819 Freq:50.01Hz Lamp Flux:583.679x12 lm		
NAME:		
MFR.: CLF		



LUMINANCE cd/(m2)		
G (DEG)	C0/180	C90/270
85	46	42
80	41	39
75	39	39
70	46	46
65	55	58
60	68	71
55	83	86
50	101	106
45	128	135

C Range: 0 - 360DEG
 C Interval: 30.0DEG
 Test Speed: HIGH
 Temperature:25.3DEG
 Operators:Danny
 Test Date:2023-01-10

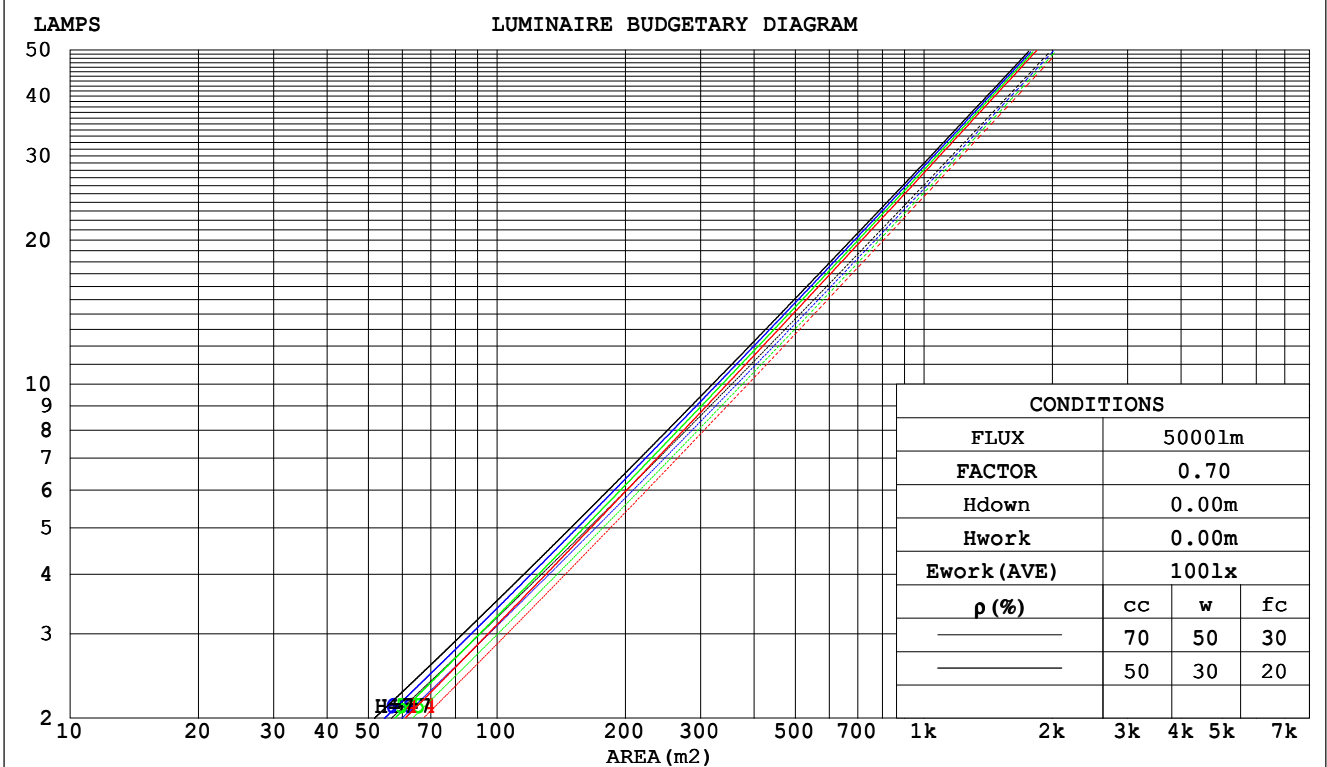
γ Range: 0 - 90DEG
 γ Interval: 0.5DEG
 Test System:EVERFINE GO-HD5 SYSTEM V2.0.407.13
 Humidity:65.0%
 Test Distance:9.400m [K=1.0000]
 Remarks:



CU AND LUMINAIRE BUDGETARY ESTIMATE DIAGRAM

Test:U:219.93V I:2.3619A P:510.08W PF:0.9819 Freq:50.01Hz Lamp Flux:583.679x12 lm		
NAME:		
MFR.: CLF		

pcc	80%			70%			50%			30%			10%			0
	pw	50%	30%	10%	50%	30%	10%	50%	30%	10%	50%	30%	10%	50%	30%	10%
pfc	20%			20%			20%			20%			20%			0
RCR	RCR:Room Cavity Ratio															
	Coefficients of Utilization(CU)															
0.0	1.19	1.19	1.19	1.16	1.16	1.16	1.11	1.11	1.11	1.06	1.06	1.06	1.02	1.02	1.02	1.00
1.0	1.13	1.11	1.09	1.11	1.09	1.07	1.07	1.05	1.04	1.03	1.02	1.01	.00	.99	.98	.96
2.0	1.07	1.04	1.02	1.06	1.03	1.00	1.02	1.00	.98	.00	.98	.96	.97	.96	.94	.93
3.0	1.02	.99	.96	1.01	.98	.95	.99	.96	.94	.96	.94	.92	.94	.92	.91	.89
4.0	.98	.94	.91	.97	.93	.91	.95	.92	.89	.93	.91	.88	.92	.89	.88	.86
5.0	.94	.90	.87	.94	.90	.87	.92	.88	.86	.90	.87	.85	.89	.86	.84	.83
6.0	.91	.87	.83	.90	.86	.83	.89	.85	.83	.88	.84	.82	.86	.84	.82	.81
7.0	.88	.83	.80	.87	.83	.80	.86	.82	.80	.85	.82	.79	.84	.81	.79	.78
8.0	.85	.80	.77	.84	.80	.77	.83	.80	.77	.82	.79	.77	.82	.79	.76	.75
9.0	.82	.78	.75	.81	.77	.75	.81	.77	.74	.80	.77	.74	.79	.76	.74	.73
10.0	.79	.75	.72	.79	.75	.72	.78	.75	.72	.78	.74	.72	.77	.74	.72	.71



C Range: 0 - 360DEG
 C Interval: 30.0DEG
 Test Speed: HIGH
 Temperature:25.3DEG
 Operators: Danny
 Test Date:2023-01-10

γ Range: 0 - 90DEG
 γ Interval: 0.5DEG
 Test System:EVERFINE GO-HD5 SYSTEM V2.0.407.13
 Humidity:65.0%
 Test Distance:9.400m [K=1.0000]
 Remarks:



WEC AND CCEC

Test:U:219.93V I:2.3619A P:510.08W PF:0.9819 Freq:50.01Hz Lamp Flux:583.679x12 lm															
NAME:															
MFR.: CLF															

ρcc	80%			70%			50%			30%			10%			0
ρw	50%	30%	10%	50%	30%	10%	50%	30%	10%	50%	30%	10%	50%	30%	10%	0
ρfc	20%			20%			20%			20%			20%			0
RCR	RCR:Room Cavity Ratio						Wall Exitance Coefficients(WEC)									
0.0																
1.0	.141	.080	.025	.134	.077	.024	.122	.070	.022	.110	.064	.020	.100	.058	.019	
2.0	.131	.072	.022	.125	.069	.021	.115	.064	.020	.105	.059	.019	.097	.055	.017	
3.0	.122	.065	.019	.117	.063	.019	.109	.059	.018	.101	.055	.017	.094	.052	.016	
4.0	.115	.060	.018	.111	.058	.017	.104	.055	.016	.097	.052	.016	.091	.049	.015	
5.0	.108	.055	.016	.105	.054	.016	.099	.051	.015	.093	.049	.015	.088	.047	.014	
6.0	.103	.052	.015	.100	.051	.015	.095	.049	.014	.090	.047	.014	.085	.045	.013	
7.0	.098	.048	.014	.096	.048	.014	.091	.046	.013	.087	.044	.013	.082	.043	.013	
8.0	.094	.046	.013	.092	.045	.013	.087	.044	.012	.084	.042	.012	.080	.041	.012	
9.0	.090	.043	.012	.088	.043	.012	.084	.042	.012	.081	.041	.012	.078	.039	.011	
10.0	.086	.041	.011	.085	.041	.011	.081	.040	.011	.078	.039	.011	.075	.038	.011	

ρcc	80%			70%			50%			30%			10%			0
ρw	50%	30%	10%	50%	30%	10%	50%	30%	10%	50%	30%	10%	50%	30%	10%	0
ρfc	20%			20%			20%			20%			20%			0
RCR	RCR:Room Cavity Ratio						Ceiling Cavity Exitance Coefficients(CCEC)									
0.0	.190	.190	.190	.163	.163	.163	.111	.111	.111	.064	.064	.064	.020	.020	.020	
1.0	.169	.158	.148	.144	.135	.127	.099	.093	.088	.057	.054	.051	.018	.017	.017	
2.0	.151	.133	.118	.129	.114	.102	.088	.079	.071	.051	.046	.042	.016	.015	.014	
3.0	.136	.113	.095	.117	.098	.083	.080	.068	.058	.046	.040	.034	.015	.013	.011	
4.0	.124	.098	.078	.106	.085	.068	.073	.059	.048	.042	.035	.028	.014	.011	.009	
5.0	.113	.086	.065	.097	.074	.057	.067	.052	.040	.039	.030	.024	.013	.010	.008	
6.0	.105	.076	.055	.090	.066	.048	.062	.046	.034	.036	.027	.020	.012	.009	.007	
7.0	.097	.068	.047	.084	.059	.041	.058	.041	.029	.034	.024	.017	.011	.008	.006	
8.0	.091	.061	.040	.078	.053	.035	.054	.037	.025	.032	.022	.015	.010	.007	.005	
9.0	.086	.055	.035	.074	.048	.031	.051	.034	.022	.030	.020	.013	.010	.007	.004	
10.0	.081	.051	.031	.070	.044	.027	.048	.031	.019	.028	.018	.011	.009	.006	.004	

C Range: 0 - 360DEG
 C Interval: 30.0DEG
 Test Speed: HIGH
 Temperature:25.3DEG
 Operators:Danny
 Test Date:2023-01-10

γ Range: 0 - 90DEG
 γ Interval: 0.5DEG
 Test System:EVERFINE GO-HD5 SYSTEM V2.0.407.13
 Humidity:65.0%
 Test Distance:9.400m [K=1.0000]
 Remarks:



UGR(Unified Glare Rating) Table

Test:U:219.93V I:2.3619A P:510.08W PF:0.9819 Freq:50.01Hz Lamp Flux:583.679x12 lm										
NAME:										
MFR.: CLF										

ceiling/cavity	0.7	0.7	0.5	0.5	0.3	0.7	0.7	0.5	0.5	0.3
walls	0.5	0.3	0.5	0.3	0.3	0.5	0.3	0.5	0.3	0.3
working plane	0.2	0.2	0.2	0.2	0.2	0.2	0.2	0.2	0.2	0.2
Room dimensions	Viewed crosswise					Viewed endwise				
x = 2H y = 2H	-16.3	-15.7	-16.1	-15.5	-15.4	-16.0	-15.4	-15.8	-15.2	-15.1
3H	-15.9	-15.3	-15.7	-15.1	-14.9	-15.6	-15.0	-15.4	-14.8	-14.6
4H	-15.8	-15.2	-15.5	-14.9	-14.7	-15.5	-14.9	-15.2	-14.7	-14.5
6H	-15.6	-15.0	-15.3	-14.8	-14.6	-15.4	-14.8	-15.1	-14.6	-14.3
8H	-15.5	-15.0	-15.2	-14.7	-14.5	-15.3	-14.8	-15.0	-14.5	-14.3
12H	-15.5	-15.0	-15.2	-14.7	-14.4	-15.3	-14.7	-15.0	-14.5	-14.2
4H 2H	-16.1	-15.5	-15.9	-15.3	-15.1	-15.9	-15.3	-15.6	-15.0	-14.8
3H	-15.6	-15.0	-15.3	-14.8	-14.5	-15.3	-14.8	-15.0	-14.5	-14.3
4H	-15.3	-14.9	-15.0	-14.6	-14.3	-15.1	-14.6	-14.7	-14.3	-14.0
6H	-15.1	-14.7	-14.7	-14.3	-14.0	-14.9	-14.4	-14.5	-14.1	-13.8
8H	-15.0	-14.6	-14.6	-14.2	-13.9	-14.8	-14.4	-14.4	-14.0	-13.7
12H	-14.9	-14.5	-14.5	-14.2	-13.8	-14.7	-14.4	-14.3	-14.0	-13.6
8H 4H	-15.3	-14.9	-14.9	-14.5	-14.2	-15.0	-14.6	-14.7	-14.3	-13.9
6H	-14.9	-14.6	-14.5	-14.2	-13.8	-14.7	-14.4	-14.3	-14.0	-13.6
8H	-14.7	-14.4	-14.3	-14.0	-13.6	-14.6	-14.3	-14.1	-13.9	-13.4
12H	-14.6	-14.3	-14.1	-13.9	-13.4	-14.4	-14.2	-14.0	-13.7	-13.3
12H 4H	-15.3	-14.9	-14.9	-14.6	-14.2	-15.1	-14.7	-14.7	-14.3	-13.9
6H	-14.9	-14.6	-14.5	-14.2	-13.8	-14.7	-14.4	-14.3	-14.0	-13.6
8H	-14.7	-14.4	-14.2	-14.0	-13.5	-14.5	-14.3	-14.1	-13.8	-13.4
Variations with the observer position at spacings:										
S = 1.0H	+ 0.7 / - 1.0					+ 0.7 / - 1.0				
1.5H	+ 0.9 / - 0.7					+ 0.9 / - 0.8				
2.0H	+ 1.2 / - 1.1					+ 1.3 / - 1.0				

CIE Pub.117, 7004 lm Total Lamp Luminous Flux Correct (8log(F/F0) = 6.8)
 Area: 0.3 m2

C Range: 0 - 360DEG
 C Interval: 30.0DEG
 Test Speed: HIGH
 Temperature:25.3DEG
 Operators:Danny
 Test Date:2023-01-10

γ Range: 0 - 90DEG
 γ Interval: 0.5DEG
 Test System:EVERFINE GO-HD5 SYSTEM V2.0.407.13
 Humidity:65.0%
 Test Distance:9.400m [K=1.0000]
 Remarks:



UTILIZATION FACTORS TABLE

Test:U:219.93V I:2.3619A P:510.08W PF:0.9819 Freq:50.01Hz Lamp Flux:583.679x12 lm		
NAME:		
MFR.: CLF		

REFLECTANCE										
Ceiling	0.8	0.8	0.8	0.7	0.7	0.7	0.5	0.5	0.5	0
Walls	0.7	0.5	0.3	0.7	0.5	0.3	0.7	0.5	0.3	0
Working plane	0.2	0.2	0.2	0.2	0.2	0.2	0.2	0.2	0.2	0
ROOM INDEX	UTILIZATION FACTORS (PERCENT) $k(RI) \times RCR = 5$									
k = 0.60	91	86	82	91	85	82	90	85	82	79
0.80	98	93	90	97	93	90	96	92	89	86
1.00	102	97	94	101	96	93	99	96	93	89
1.25	105	101	98	104	100	97	102	99	96	93
1.50	108	104	101	107	103	100	104	101	99	95
2.00	110	106	103	108	105	102	106	103	101	96
2.50	111	108	105	110	107	104	107	104	102	97
3.00	113	110	107	111	108	106	108	106	104	98
4.00	115	112	110	113	110	109	109	107	106	99
5.00	116	114	112	114	112	111	110	109	107	100
ROOM INDEX	UF(total)									Direct
According to DIN EN 13032-2 2004			Suspended				SHRNOM = 1.25			

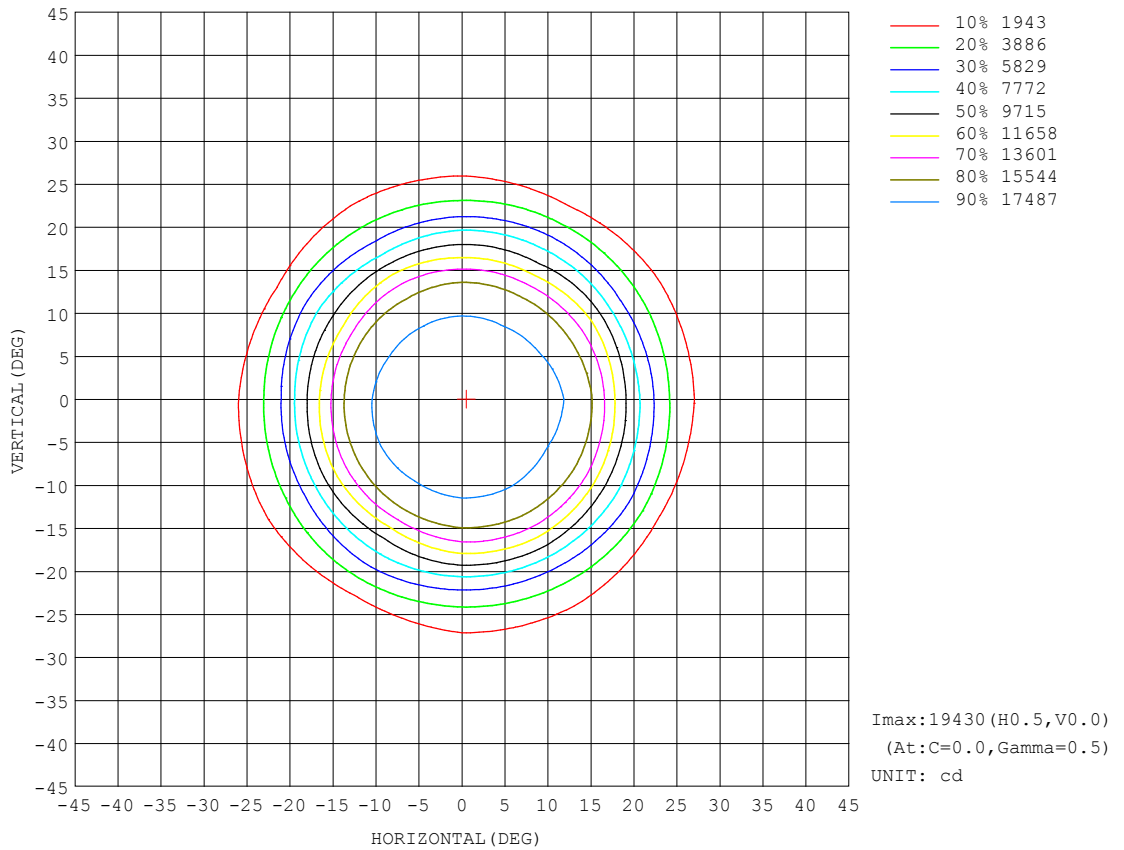
C Range: 0 - 360DEG
 C Interval: 30.0DEG
 Test Speed: HIGH
 Temperature:25.3DEG
 Operators:Danny
 Test Date:2023-01-10

γ Range: 0 - 90DEG
 γ Interval: 0.5DEG
 Test System:EVERFINE GO-HD5 SYSTEM V2.0.407.13
 Humidity:65.0%
 Test Distance:9.400m [K=1.0000]
 Remarks:



ISOCANDELA DIAGRAM

Test:U:219.93V I:2.3619A P:510.08W PF:0.9819 Freq:50.01Hz Lamp Flux:583.679x12 lm		
NAME:		
MFR.: CLF		



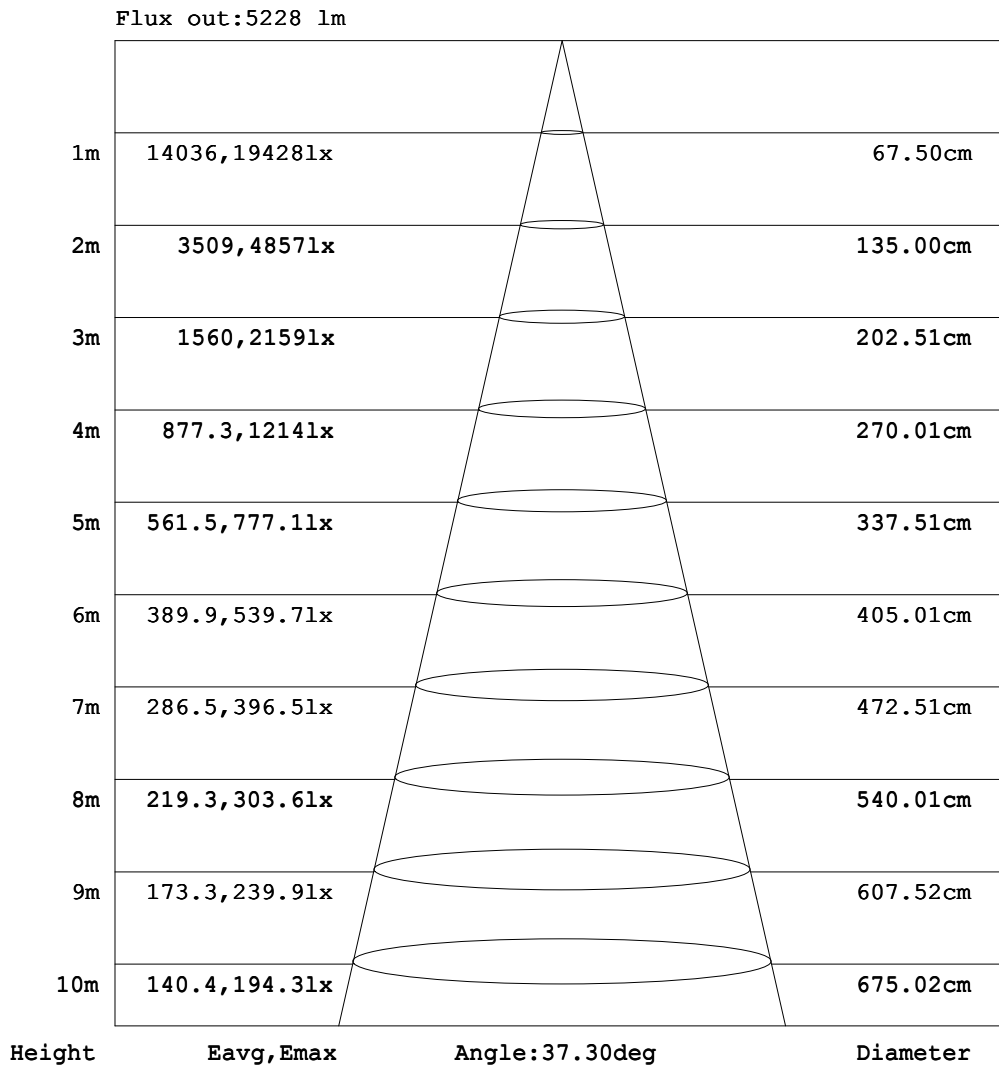
C Range: 0 - 360DEG
C Interval: 30.0DEG
Test Speed: HIGH
Temperature:25.3DEG
Operators:Danny
Test Date:2023-01-10

γ Range: 0 - 90DEG
 γ Interval: 0.5DEG
Test System:EVERFINE GO-HD5 SYSTEM V2.0.407.13
Humidity:65.0%
Test Distance:9.400m [K=1.0000]
Remarks:



AAI Figure

Test:U:219.93V I:2.3619A P:510.08W PF:0.9819 Freq:50.01Hz Lamp Flux:583.679x12 lm		
NAME:		
MFR.: CLF		



Note:The Curves indicate the illuminated area and the average illumination when the luminaire is at different distance.

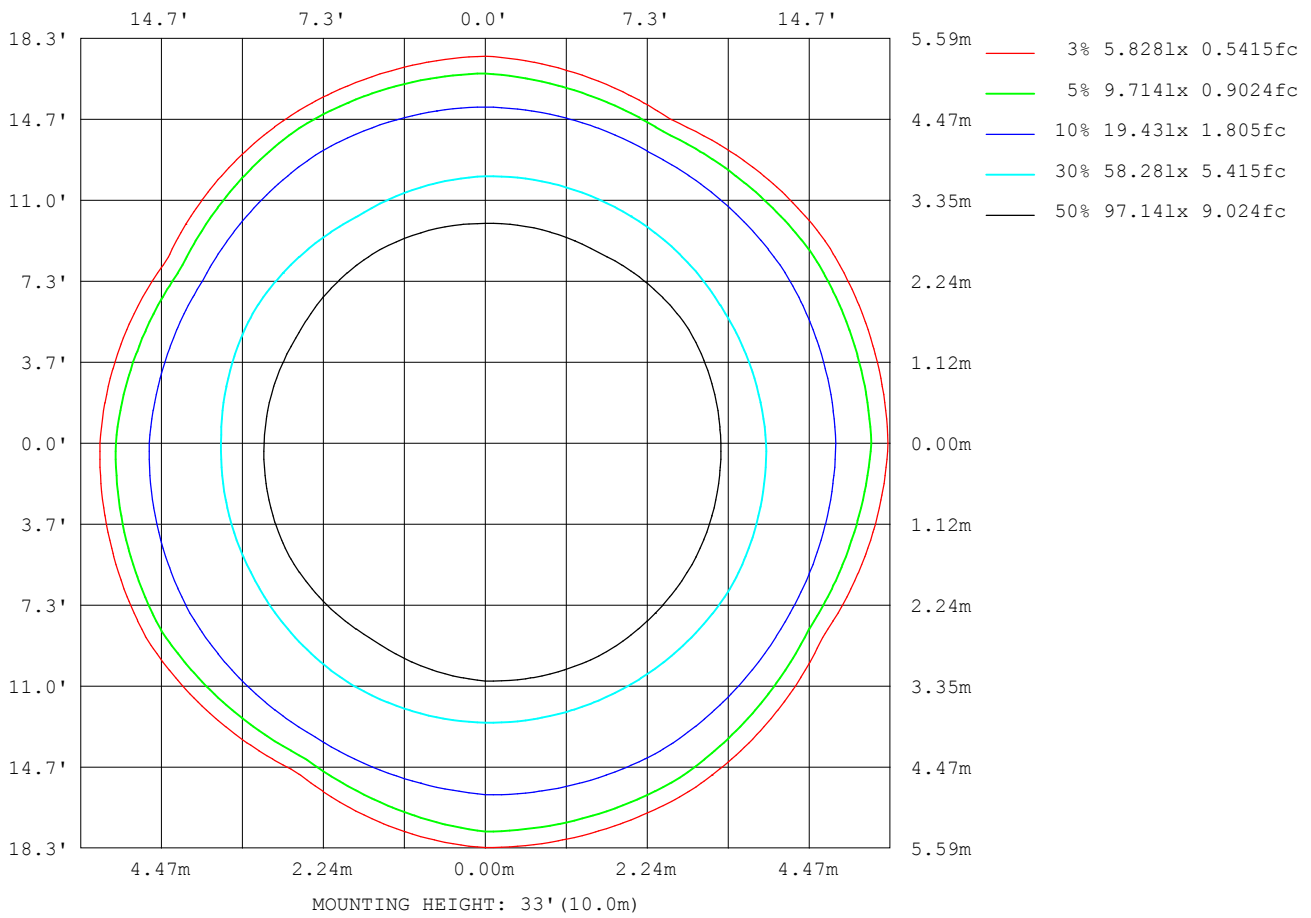
C Range: 0 - 360DEG
C Interval: 30.0DEG
Test Speed: HIGH
Temperature:25.3DEG
Operators:Danny
Test Date:2023-01-10

γ Range: 0 - 90DEG
γ Interval: 0.5DEG
Test System:EVERFINE GO-HD5 SYSTEM V2.0.407.13
Humidity:65.0%
Test Distance:9.400m [K=1.0000]
Remarks:



ISOLUX DIAGRAM

Test:U:219.93V I:2.3619A P:510.08W PF:0.9819 Freq:50.01Hz Lamp Flux:583.679x12 lm		
NAME:		
MFR.: CLF		



C Range: 0 - 360DEG
C Interval: 30.0DEG
Test Speed: HIGH
Temperature:25.3DEG
Operators:Danny
Test Date:2023-01-10

γ Range: 0 - 90DEG
γ Interval: 0.5DEG
Test System:EVERFINE GO-HD5 SYSTEM V2.0.407.13
Humidity:65.0%
Test Distance:9.400m [K=1.0000]
Remarks:



LED Avg.L Report

Test:U:219.93V I:2.3619A P:510.08W PF:0.9819 Freq:50.01Hz Lamp Flux:583.679x12 lm		
NAME:		
MFR.: CLF		

AvgL	cd/m2
L_0~180 (65) av	51
L_0~180 (75) av	37
L_0~180 (85) av	42
L_90~270 (65) av	53
L_90~270 (75) av	37
L_90~270 (85) av	39
L_45 (65) av	51
L_45 (75) av	38
L_45 (85) av	43

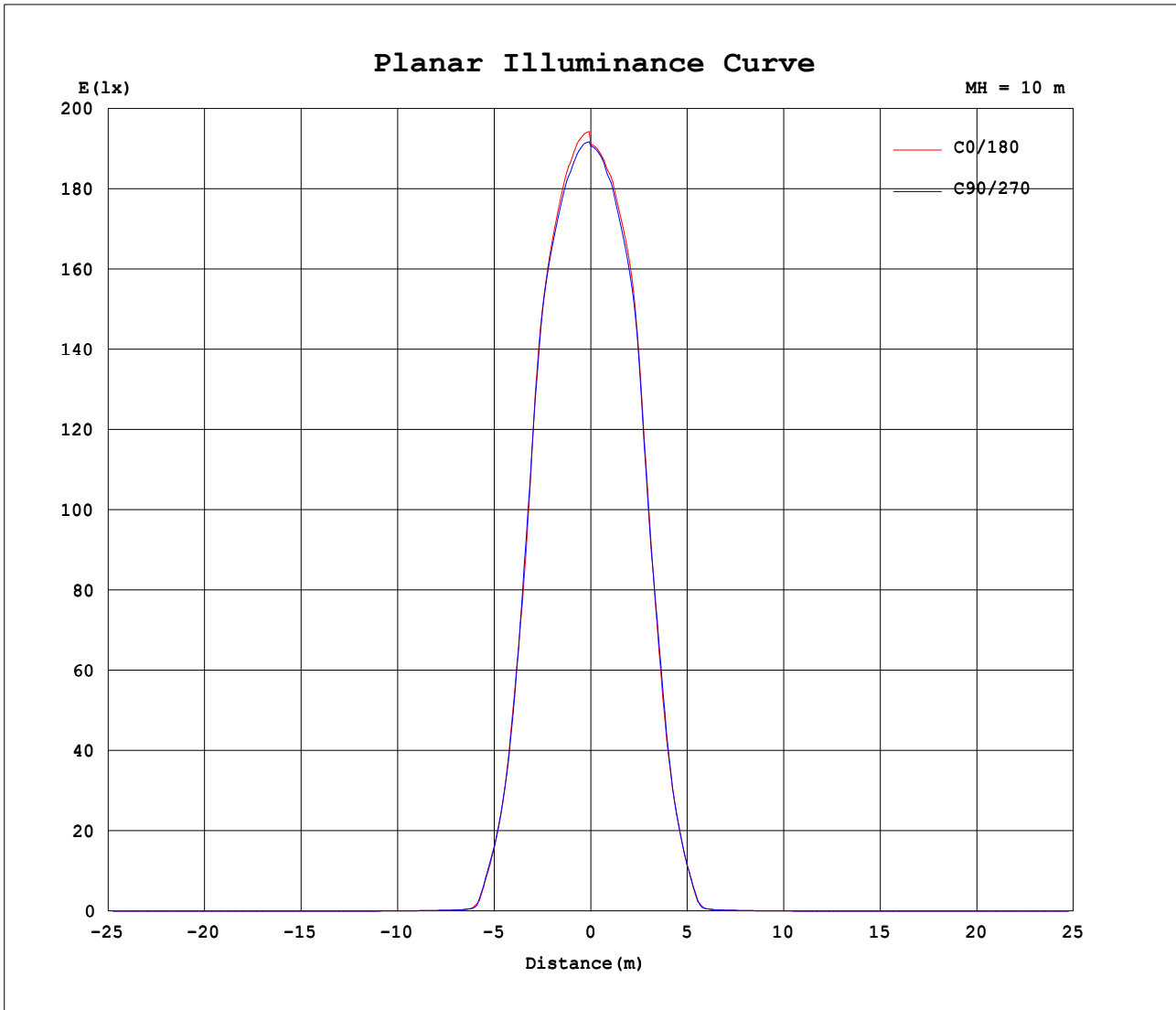
Standard: GB/T 29293-2012

C Range: 0 - 360DEG
C Interval: 30.0DEG
Test Speed: HIGH
Temperature:25.3DEG
Operators:Danny
Test Date:2023-01-10

γ Range: 0 - 90DEG
γ Interval: 0.5DEG
Test System:EVERFINE GO-HD5 SYSTEM V2.0.407.13
Humidity:65.0%
Test Distance:9.400m [K=1.0000]
Remarks:



Planar Illuminance Curve



C Range: 0 - 360DEG
C Interval: 30.0DEG
Test Speed: HIGH
Temperature:25.3DEG
Operators: Danny
Test Date:2023-01-10

γ Range: 0 - 90DEG
 γ Interval: 0.5DEG
Test System:EVERFINE GO-HD5 SYSTEM V2.0.407.13
Humidity:65.0%
Test Distance:9.400m [K=1.0000]
Remarks:



LUMINOUS DISTRIBUTION INTENSITY DATA

Test:U:219.93V I:2.3619A P:510.08W PF:0.9819 Freq:50.01Hz Lamp Flux:583.679x12 lm		
NAME:		
MFR.: CLF		

Table--1

UNIT: x10cd

C (DEG) \ γ (DEG)	0	30	60	90	120	150	180	210	240	270	300	330							
0	1943	1925	1925	1916	1915	1911	1911	1908	1908	1907	1905	1905							
5	1914	1898	1899	1888	1879	1873	1869	1858	1858	1856	1857	1867							
10	1809	1787	1794	1791	1780	1774	1762	1743	1738	1739	1741	1763							
15	1570	1580	1576	1551	1482	1443	1392	1343	1370	1377	1405	1481							
20	858	889	902	867	807	743	708	728	669	732	753	793							
25	319	339	340	325	272	275	253	191	246	252	237	295							
30	40.6	26.2	43.4	47.5	20.5	18.3	20.0	11.8	13.3	14.9	13.4	26.9							
35	5.77	6.39	6.63	5.88	5.49	5.72	4.90	4.99	5.40	5.04	5.50	6.09							
40	3.89	4.32	4.48	4.03	3.84	3.82	3.36	3.39	3.70	3.43	3.76	4.20							
45	2.71	2.93	3.13	2.85	2.66	2.68	2.35	2.36	2.52	2.39	2.57	2.89							
50	1.95	2.10	2.21	2.04	1.94	1.91	1.69	1.70	1.75	1.73	1.84	2.05							
55	1.43	1.53	1.60	1.48	1.45	1.39	1.22	1.27	1.26	1.25	1.35	1.47							
60	1.02	1.06	1.16	1.07	0.95	0.99	0.88	0.80	0.88	0.90	0.89	1.05							
65	0.70	0.70	0.77	0.73	0.67	0.66	0.60	0.54	0.58	0.62	0.61	0.67							
70	0.48	0.48	0.52	0.47	0.46	0.42	0.38	0.36	0.38	0.41	0.42	0.44							
75	0.30	0.33	0.34	0.30	0.32	0.30	0.27	0.24	0.26	0.27	0.29	0.30							
80	0.21	0.23	0.23	0.20	0.24	0.21	0.18	0.16	0.18	0.18	0.20	0.20							
85	0.12	0.11	0.13	0.11	0.15	0.12	0.10	0.08	0.09	0.09	0.11	0.11							
90	0.04	0.04	0.04	0.03	0.05	0.04	0.03	0.02	0.02	0.02	0.02	0.02							

C Range: 0 - 360DEG
C Interval: 30.0DEG
Test Speed: HIGH
Temperature:25.3DEG
Operators:Danny
Test Date:2023-01-10
γ Range: 0 - 90DEG
γ Interval: 0.5DEG
Test System:EVERFINE GO-HD5 SYSTEM V2.0.407.13
Humidity:65.0%
Test Distance:9.400m [K=1.0000]
Remarks: