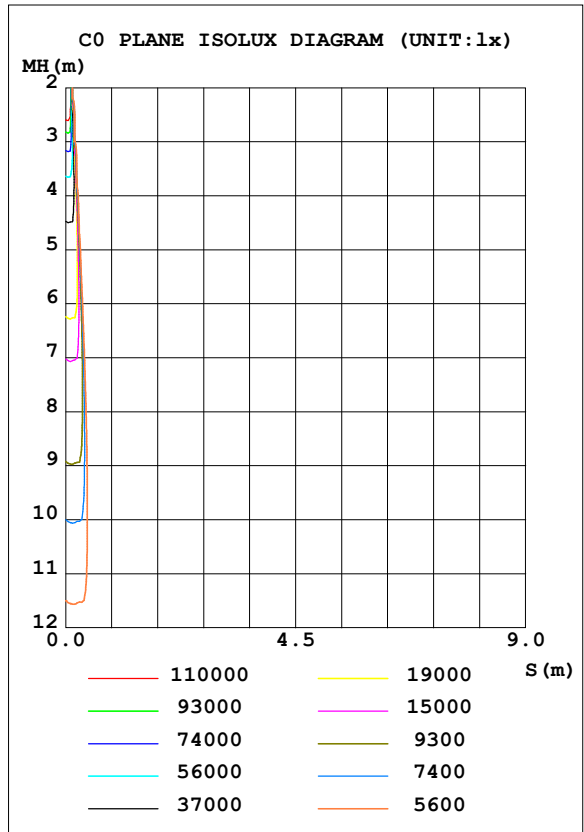
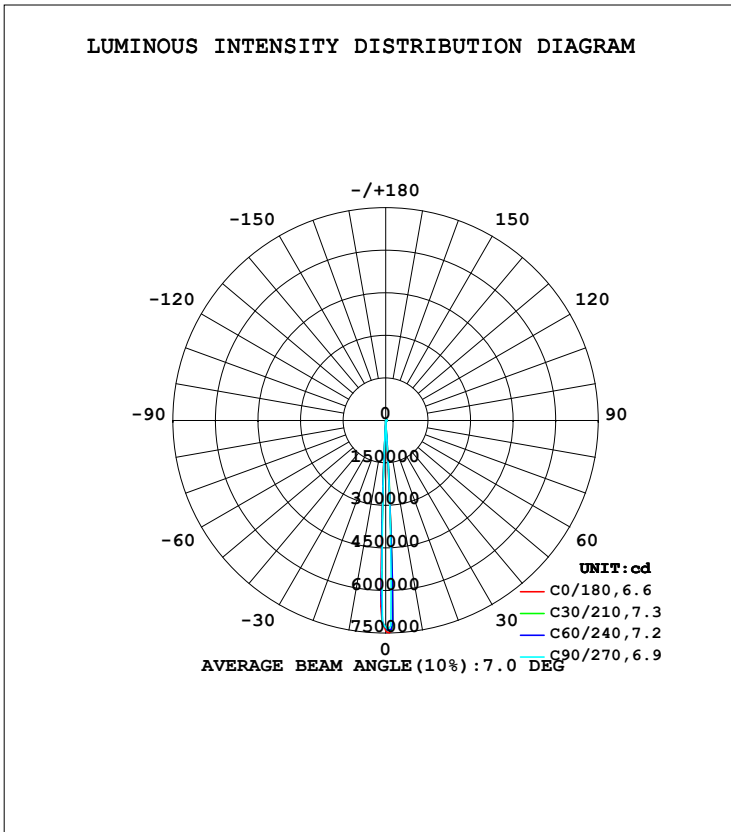




LUMINAIRE PHOTOMETRIC TEST REPORT

Test:U:219.91V I:2.3743A P:512.82W PF:0.9822 Freq:50.01Hz Lamp Flux:403.951x12 lm		
NAME:	DIM.:	WEIGHT:
MFR.: CLF		

DATA OF LAMP		PHOTOMETRIC DATA			
MODEL	Poseidon wash M	Imax(cd)	748823	S/MH(C0/180)	0.07
NOMINAL POWER(W)	600	LOR(%)	100.0	S/MH(C90/270)	0.07
RATED VOLTAGE(V)	220.0	TOTAL FLUX(lm)	4847.4	η UP, DN(C0-180)	0.0,58.2
NOMINAL FLUX(lm)	403.951	CIE CLASS	DIRECT	η UP, DN(C180-360)	0.0,41.8
LAMPS INSIDE	12	η up(%)	0.0	CIBSE SHR NOM	0.00
TEST VOLTAGE(V)	220.0	η down(%)	100.0	CIBSE SHR MAX	1.00



C Range: 0 - 360DEG
 C Interval: 30.0DEG
 Test Speed: HIGH
 Temperature:25.3DEG
 Operators:Danny
 Test Date:2023-01-10

γ Range: 0 - 90DEG
 γ Interval: 0.5DEG
 Test System:EVERFINE GO-HD5 SYSTEM V2.0.407.13
 Humidity:65.0%
 Test Distance:9.400m [K=1.0000]
 Remarks:



ZONAL FLUX DIAGRAM

ZONAL FLUX DIAGRAM:

γ	C0	C45	C90	C135	C180	C225	C270	C315	γ	Φ zone	Φ total	%lum,lamp
10	1.135	1.190	1.145	1.090	0.9820	1.028	1.086	1.127	0- 10	4713	4713	97.2,97.2
20	0.5760	0.6196	0.5543	0.5271	0.4650	0.5107	0.4911	0.5283	10- 20	23.30	4736	97.7,97.7
30	0.2870	0.4517	0.2767	0.4297	0.2926	0.4667	0.3132	0.4596	20- 30	23.09	4759	98.2,98.2
40	0.2841	0.3467	0.2563	0.3344	0.2588	0.3422	0.3151	0.3555	30- 40	23.92	4783	98.7,98.7
50	0.1791	0.1988	0.1739	0.1921	0.1714	0.1896	0.1725	0.1918	40- 50	19.06	4802	99.1,99.1
60	0.2382	0.2327	0.2309	0.2243	0.2123	0.2184	0.2127	0.2176	50- 60	19.60	4822	99.5,99.5
70	0.1330	0.1412	0.1437	0.1304	0.1212	0.1191	0.1195	0.1161	60- 70	17.72	4840	99.8,99.8
80	0.0281	0.0271	0.0293	0.0227	0.0229	0.0147	0.0167	0.0218	70- 80	7.174	4847	100,100
90	0.0018	0.0017	0.0016	0.0041	0.0022	0.0016	0.0018	0.0020	80- 90	0.7414	4847	100,100
100									90-100			
110									100-110			
120									110-120			
130									120-130			
140									130-140			
150									140-150			
160									150-160			
170									160-170			
180									170-180			
DEG	LUMINOUS INTENSITY:*100cd									UNIT:lm		

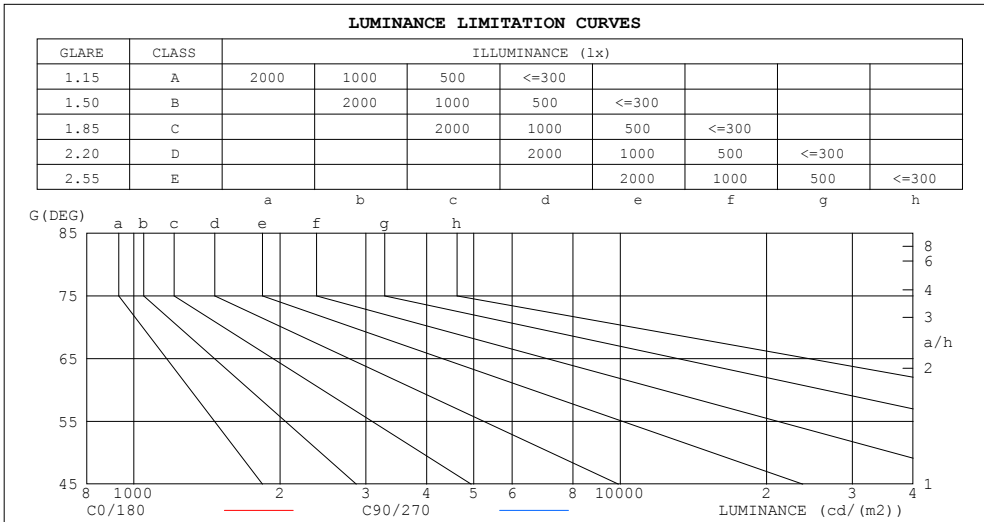
C Range: 0 - 360DEG
 C Interval: 30.0DEG
 Test Speed: HIGH
 Temperature:25.3DEG
 Operators:Danny
 Test Date:2023-01-10

γ Range: 0 - 90DEG
 γ Interval: 0.5DEG
 Test System:EVERFINE GO-HD5 SYSTEM V2.0.407.13
 Humidity:65.0%
 Test Distance:9.400m [K=1.0000]
 Remarks:



LUMINANCE LIMITATION CURVES

Test:U:219.91V I:2.3743A P:512.82W PF:0.9822 Freq:50.01Hz Lamp Flux:403.951x12 lm		
NAME:	DIM.:	WEIGHT:
MFR.: CLF		



LUMINANCE cd/(m2)		
G (DEG)	C0/180	C90/270
85	26	13
80	54	56
75	117	112
70	130	140
65	152	148
60	159	154
55	126	136
50	93	90
45	106	101

C Range: 0 - 360DEG
 C Interval: 30.0DEG
 Test Speed: HIGH
 Temperature:25.3DEG
 Operators: Danny
 Test Date:2023-01-10

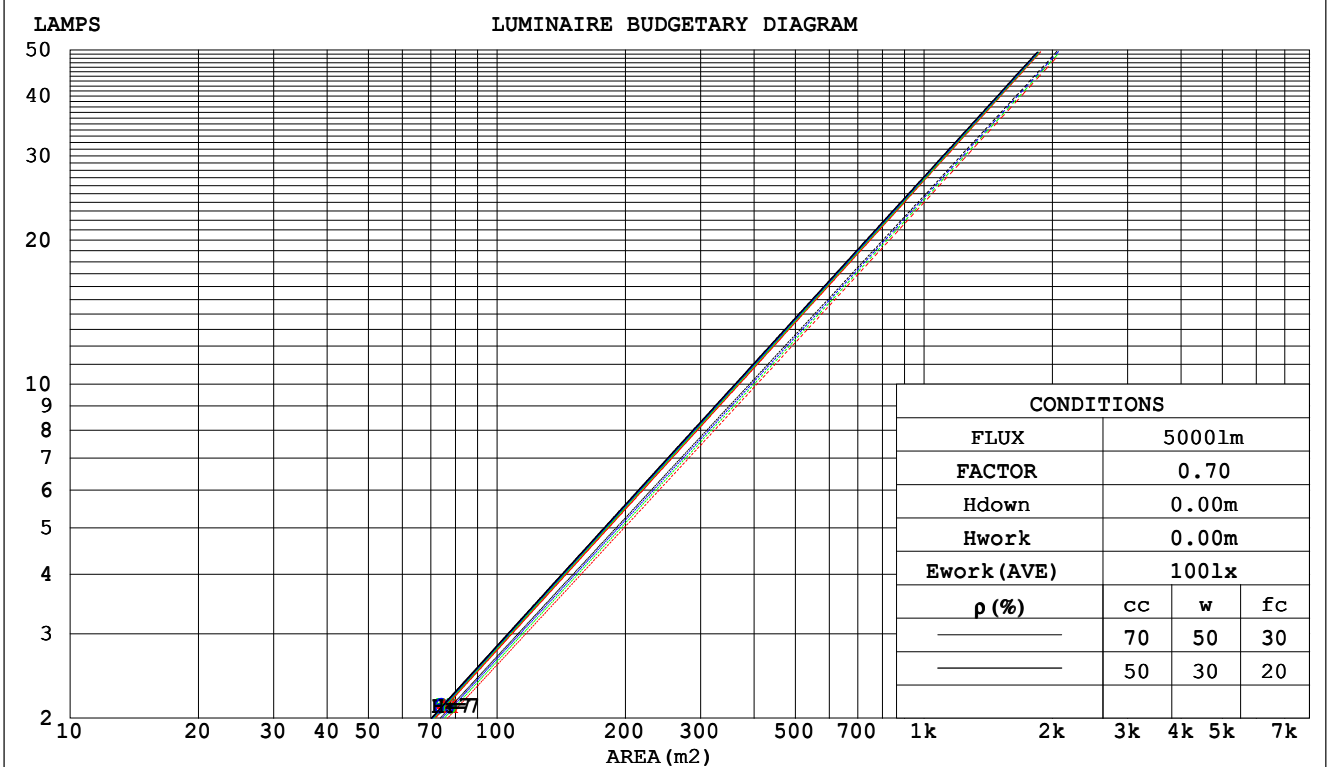
γ Range: 0 - 90DEG
 γ Interval: 0.5DEG
 Test System:EVERFINE GO-HD5 SYSTEM V2.0.407.13
 Humidity:65.0%
 Test Distance:9.400m [K=1.0000]
 Remarks:



CU AND LUMINAIRE BUDGETARY ESTIMATE DIAGRAM

Test:U:219.91V I:2.3743A P:512.82W PF:0.9822 Freq:50.01Hz Lamp Flux:403.951x12 lm		
NAME:	DIM.:	WEIGHT:
MFR.: CLF		

pcc	80%			70%			50%			30%			10%			0
	pw	30%	10%	50%	30%	10%	50%	30%	10%	50%	30%	10%	50%	30%	10%	0
pfc	20%			20%			20%			20%			20%			0
RCR	RCR:Room Cavity Ratio															
	Coefficients of Utilization(CU)															
0.0	1.19	1.19	1.19	1.16	1.16	1.16	1.11	1.11	1.11	1.06	1.06	1.06	1.02	1.02	1.02	1.00
1.0	1.15	1.14	1.12	1.13	1.12	1.11	1.09	1.08	1.07	1.05	1.05	1.04	1.02	1.02	1.01	.00
2.0	1.12	1.10	1.08	1.10	1.08	1.07	1.07	1.06	1.05	1.05	1.03	1.03	1.02	1.01	1.01	.99
3.0	1.10	1.07	1.05	1.08	1.06	1.05	1.06	1.04	1.03	1.04	1.03	1.01	1.02	1.01	.00	.99
4.0	1.08	1.05	1.03	1.07	1.05	1.03	1.05	1.03	1.02	1.03	1.02	1.01	1.02	1.01	.00	.99
5.0	1.06	1.04	1.02	1.06	1.03	1.02	1.04	1.02	1.01	1.03	1.01	1.00	1.02	1.00	.99	.99
6.0	1.05	1.03	1.01	1.05	1.02	1.01	1.03	1.02	1.00	1.02	1.01	.00	1.01	1.00	.99	.98
7.0	1.04	1.02	1.00	1.04	1.02	1.00	1.03	1.01	.00	1.02	1.00	.99	1.01	.00	.99	.98
8.0	1.04	1.01	.00	1.03	1.01	.00	1.02	1.01	.99	1.02	1.00	.99	1.01	.00	.99	.98
9.0	1.03	1.01	.99	1.03	1.01	.99	1.02	1.00	.99	1.01	.00	.99	1.01	.00	.99	.98
10.0	1.02	1.00	.99	1.02	1.00	.99	1.02	1.00	.99	1.01	.00	.99	1.01	.99	.98	.98



C Range: 0 - 360DEG
 C Interval: 30.0DEG
 Test Speed: HIGH
 Temperature:25.3DEG
 Operators: Danny
 Test Date:2023-01-10

γ Range: 0 - 90DEG
 γ Interval: 0.5DEG
 Test System:EVERFINE GO-HD5 SYSTEM V2.0.407.13
 Humidity:65.0%
 Test Distance:9.400m [K=1.0000]
 Remarks:



WEC AND CCEC

Test:U:219.91V I:2.3743A P:512.82W PF:0.9822 Freq:50.01Hz Lamp Flux:403.951x12 lm															
NAME:						DIM.:						WEIGHT:			
MFR.: CLF															

ρcc	80%			70%			50%			30%			10%			0
ρw	50%	30%	10%	50%	30%	10%	50%	30%	10%	50%	30%	10%	50%	30%	10%	0
ρfc	20%			20%			20%			20%			20%			0
RCR	RCR:Room Cavity Ratio						Wall Exitance Coefficients(WEC)									
0.0																
1.0	.097	.055	.017	.091	.052	.016	.078	.045	.014	.067	.039	.012	.057	.033	.011	
2.0	.086	.047	.014	.081	.044	.014	.071	.039	.012	.062	.035	.011	.053	.030	.010	
3.0	.077	.041	.012	.072	.039	.012	.064	.035	.011	.057	.031	.010	.050	.028	.009	
4.0	.069	.036	.011	.065	.034	.010	.059	.031	.009	.053	.028	.009	.047	.026	.008	
5.0	.062	.032	.009	.059	.031	.009	.054	.028	.008	.049	.026	.008	.044	.024	.007	
6.0	.057	.028	.008	.054	.027	.008	.050	.026	.007	.046	.024	.007	.042	.022	.007	
7.0	.052	.026	.007	.050	.025	.007	.046	.023	.007	.043	.022	.006	.039	.020	.006	
8.0	.048	.023	.007	.046	.023	.006	.043	.021	.006	.040	.020	.006	.037	.019	.006	
9.0	.044	.021	.006	.043	.021	.006	.040	.020	.006	.038	.019	.005	.035	.018	.005	
10.0	.041	.020	.006	.040	.019	.005	.038	.018	.005	.035	.018	.005	.033	.017	.005	

ρcc	80%			70%			50%			30%			10%			0
ρw	50%	30%	10%	50%	30%	10%	50%	30%	10%	50%	30%	10%	50%	30%	10%	0
ρfc	20%			20%			20%			20%			20%			0
RCR	RCR:Room Cavity Ratio						Ceiling Cavity Exitance Coefficients(CCEC)									
0.0	.190	.190	.190	.163	.163	.163	.111	.111	.111	.064	.064	.064	.020	.020	.020	
1.0	.166	.158	.151	.142	.136	.130	.097	.093	.090	.056	.054	.052	.018	.017	.017	
2.0	.145	.133	.123	.124	.114	.106	.085	.079	.074	.049	.046	.043	.016	.015	.014	
3.0	.127	.113	.102	.109	.097	.088	.075	.068	.062	.043	.040	.036	.014	.013	.012	
4.0	.112	.097	.085	.096	.084	.074	.066	.058	.052	.038	.034	.031	.012	.011	.010	
5.0	.100	.084	.072	.086	.073	.063	.059	.051	.044	.034	.030	.026	.011	.010	.009	
6.0	.089	.073	.062	.077	.063	.054	.053	.044	.038	.031	.026	.023	.010	.009	.007	
7.0	.080	.064	.053	.069	.056	.046	.048	.039	.033	.028	.023	.020	.009	.008	.006	
8.0	.072	.057	.046	.062	.049	.040	.043	.035	.029	.025	.020	.017	.008	.007	.006	
9.0	.065	.051	.040	.056	.044	.035	.039	.031	.025	.023	.018	.015	.007	.006	.005	
10.0	.060	.045	.036	.051	.039	.031	.036	.028	.022	.021	.016	.013	.007	.005	.004	

C Range: 0 - 360DEG
 C Interval: 30.0DEG
 Test Speed: HIGH
 Temperature:25.3DEG
 Operators:Danny
 Test Date:2023-01-10

γ Range: 0 - 90DEG
 γ Interval: 0.5DEG
 Test System:EVERFINE GO-HD5 SYSTEM V2.0.407.13
 Humidity:65.0%
 Test Distance:9.400m [K=1.0000]
 Remarks:



UGR(Unified Glare Rating) Table

Test:U:219.91V I:2.3743A P:512.82W PF:0.9822 Freq:50.01Hz Lamp Flux:403.951x12 lm														
NAME:					DIM.:			WEIGHT:						
MFR.: CLF														
ceiling/cavity					0.7	0.7	0.5	0.5	0.3	0.7	0.7	0.5	0.5	0.3
walls					0.5	0.3	0.5	0.3	0.3	0.5	0.3	0.5	0.3	0.3
working plane					0.2	0.2	0.2	0.2	0.2	0.2	0.2	0.2	0.2	0.2
Room dimensions					Viewed crosswise					Viewed endwise				
x = 2H y = 2H					-11.5	-11.2	-11.4	-11.0	-10.9	-11.9	-11.5	-11.7	-11.4	-11.3
3H					-9.7	-9.3	-9.5	-9.2	-9.0	-9.8	-9.5	-9.6	-9.3	-9.1
4H					-9.2	-8.9	-9.0	-8.7	-8.5	-9.2	-8.8	-8.9	-8.6	-8.4
6H					-9.0	-8.7	-8.7	-8.4	-8.2	-9.0	-8.6	-8.7	-8.4	-8.2
8H					-9.0	-8.7	-8.7	-8.4	-8.2	-9.0	-8.7	-8.7	-8.4	-8.2
12H					-9.0	-8.7	-8.8	-8.5	-8.2	-9.0	-8.7	-8.7	-8.5	-8.2
4H 2H					-10.6	-10.3	-10.4	-10.1	-9.9	-10.9	-10.5	-10.6	-10.3	-10.2
3H					-8.8	-8.5	-8.5	-8.3	-8.0	-8.8	-8.5	-8.5	-8.2	-8.0
4H					-8.4	-8.1	-8.1	-7.8	-7.5	-8.1	-7.8	-7.8	-7.5	-7.2
6H					-8.2	-7.9	-7.8	-7.6	-7.3	-7.9	-7.6	-7.5	-7.3	-7.0
8H					-8.2	-8.0	-7.8	-7.6	-7.3	-7.9	-7.7	-7.5	-7.3	-7.0
12H					-8.3	-8.0	-7.9	-7.7	-7.3	-8.0	-7.7	-7.6	-7.4	-7.0
8H 4H					-8.3	-8.1	-7.9	-7.7	-7.4	-8.0	-7.8	-7.7	-7.4	-7.1
6H					-8.1	-7.9	-7.7	-7.5	-7.1	-7.8	-7.6	-7.4	-7.2	-6.8
8H					-8.1	-7.9	-7.7	-7.5	-7.1	-7.8	-7.6	-7.4	-7.2	-6.8
12H					-8.2	-8.0	-7.7	-7.6	-7.1	-7.9	-7.7	-7.4	-7.3	-6.8
12H 4H					-8.4	-8.1	-8.0	-7.8	-7.4	-8.1	-7.9	-7.7	-7.5	-7.1
6H					-8.1	-7.9	-7.7	-7.5	-7.1	-7.8	-7.6	-7.4	-7.2	-6.8
8H					-8.2	-8.0	-7.7	-7.6	-7.1	-7.8	-7.7	-7.4	-7.2	-6.8
Variations with the observer position at spacings:														
S = 1.0H					+ 0.2 / - 0.3					+ 0.2 / - 0.3				
1.5H					+ 0.5 / - 0.7					+ 0.7 / - 0.3				
2.0H					+ 0.7 / - 1.2					+ 0.7 / - 1.1				

CIE Pub.117, 4847 lm Total Lamp Luminous Flux Correct (8log(F/F0) = 5.5)
 Area: 0.3 m2

C Range: 0 - 360DEG
 C Interval: 30.0DEG
 Test Speed: HIGH
 Temperature:25.3DEG
 Operators:Danny
 Test Date:2023-01-10

γ Range: 0 - 90DEG
 γ Interval: 0.5DEG
 Test System:EVERFINE GO-HD5 SYSTEM V2.0.407.13
 Humidity:65.0%
 Test Distance:9.400m [K=1.0000]
 Remarks:



UTILIZATION FACTORS TABLE

Test:U:219.91V I:2.3743A P:512.82W PF:0.9822 Freq:50.01Hz Lamp Flux:403.951x12 lm		
NAME:	DIM.:	WEIGHT:
MFR.: CLF		

REFLECTANCE										
Ceiling	0.8	0.8	0.8	0.7	0.7	0.7	0.5	0.5	0.5	0
Walls	0.7	0.5	0.3	0.7	0.5	0.3	0.7	0.5	0.3	0
Working plane	0.2	0.2	0.2	0.2	0.2	0.2	0.2	0.2	0.2	0
ROOM INDEX	UTILIZATION FACTORS (PERCENT) $k(RI) \times RCR = 5$									
$k = 0.60$	91	85	82	90	85	82	90	85	81	78
0.80	98	92	89	97	92	89	96	92	89	85
1.00	101	96	93	101	96	93	99	96	92	89
1.25	105	100	97	104	100	97	102	99	96	92
1.50	107	103	100	106	102	100	104	101	99	94
2.00	110	106	103	108	105	102	106	103	101	96
2.50	111	108	105	110	106	104	107	104	102	96
3.00	113	109	107	111	108	106	107	105	104	97
4.00	114	112	110	112	110	109	109	107	106	99
5.00	116	114	112	114	112	110	110	108	107	100
ROOM INDEX	UF(total)									Direct
According to DIN EN 13032-2 2004			Suspended				SHRNOM = 1.25			

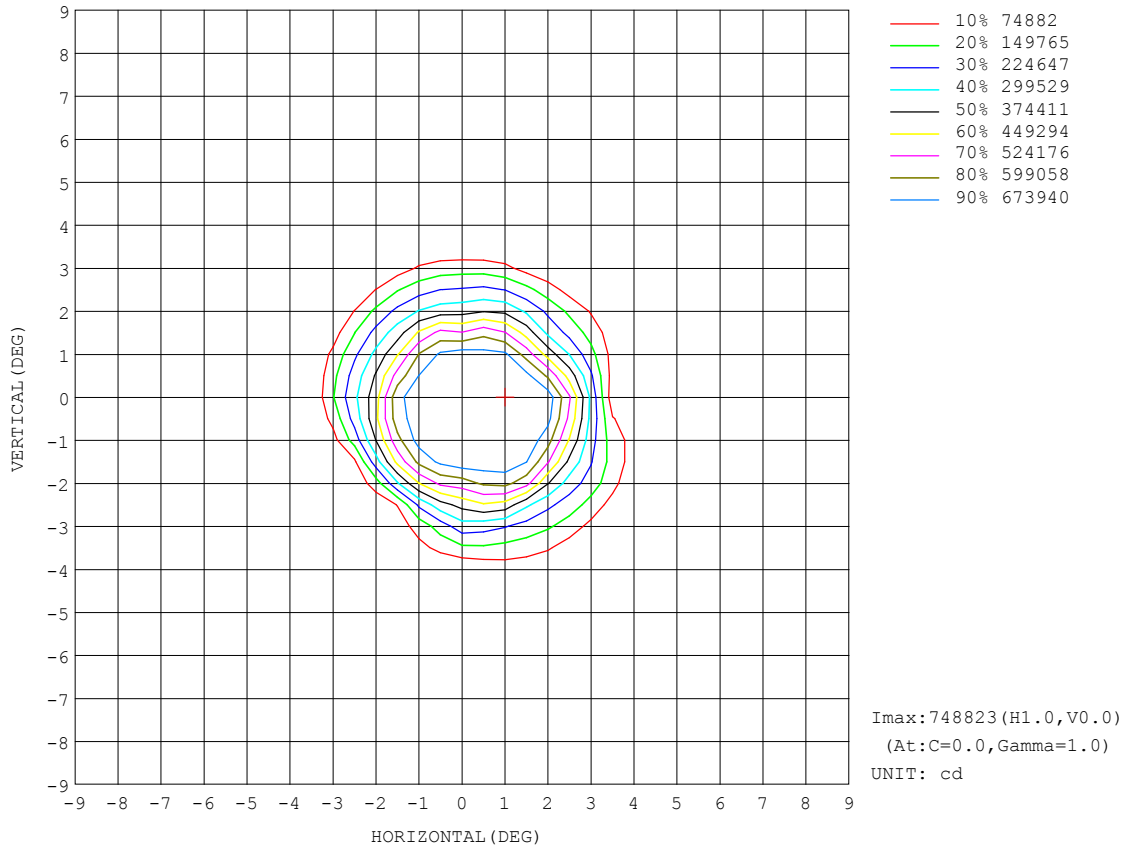
C Range: 0 - 360DEG
 C Interval: 30.0DEG
 Test Speed: HIGH
 Temperature:25.3DEG
 Operators: Danny
 Test Date:2023-01-10

γ Range: 0 - 90DEG
 γ Interval: 0.5DEG
 Test System: EVERFINE GO-HD5 SYSTEM V2.0.407.13
 Humidity: 65.0%
 Test Distance: 9.400m [K=1.0000]
 Remarks:



ISOCANDELA DIAGRAM

Test:U:219.91V I:2.3743A P:512.82W PF:0.9822 Freq:50.01Hz Lamp Flux:403.951x12 lm		
NAME:	DIM.:	WEIGHT:
MFR.: CLF		



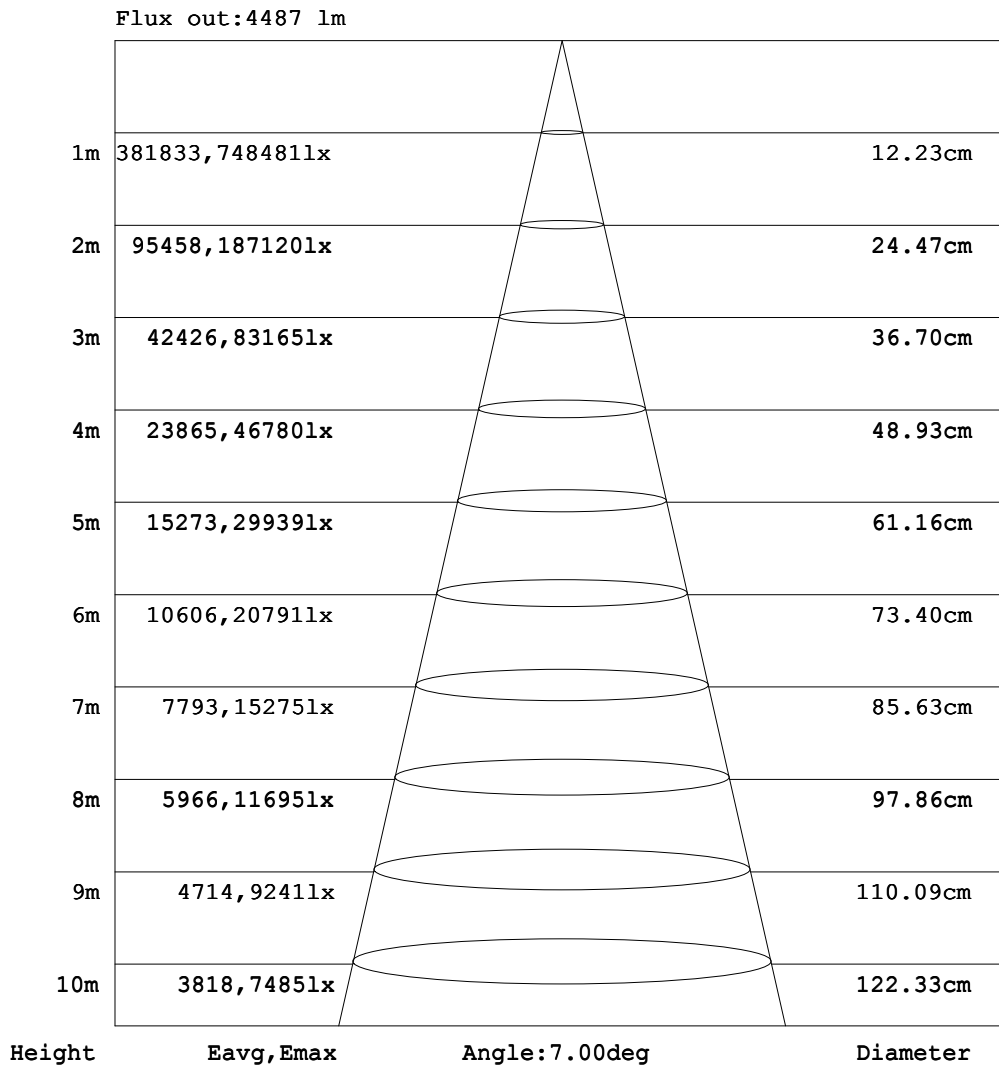
C Range: 0 - 360DEG
C Interval: 30.0DEG
Test Speed: HIGH
Temperature:25.3DEG
Operators:Danny
Test Date:2023-01-10

γ Range: 0 - 90DEG
γ Interval: 0.5DEG
Test System:EVERFINE GO-HD5 SYSTEM V2.0.407.13
Humidity:65.0%
Test Distance:9.400m [K=1.0000]
Remarks:



AAI Figure

Test:U:219.91V I:2.3743A P:512.82W PF:0.9822 Freq:50.01Hz Lamp Flux:403.951x12 lm		
NAME:	DIM.:	WEIGHT:
MFR.: CLF		



Note:The Curves indicate the illuminated area and the average illumination when the luminaire is at different distance.

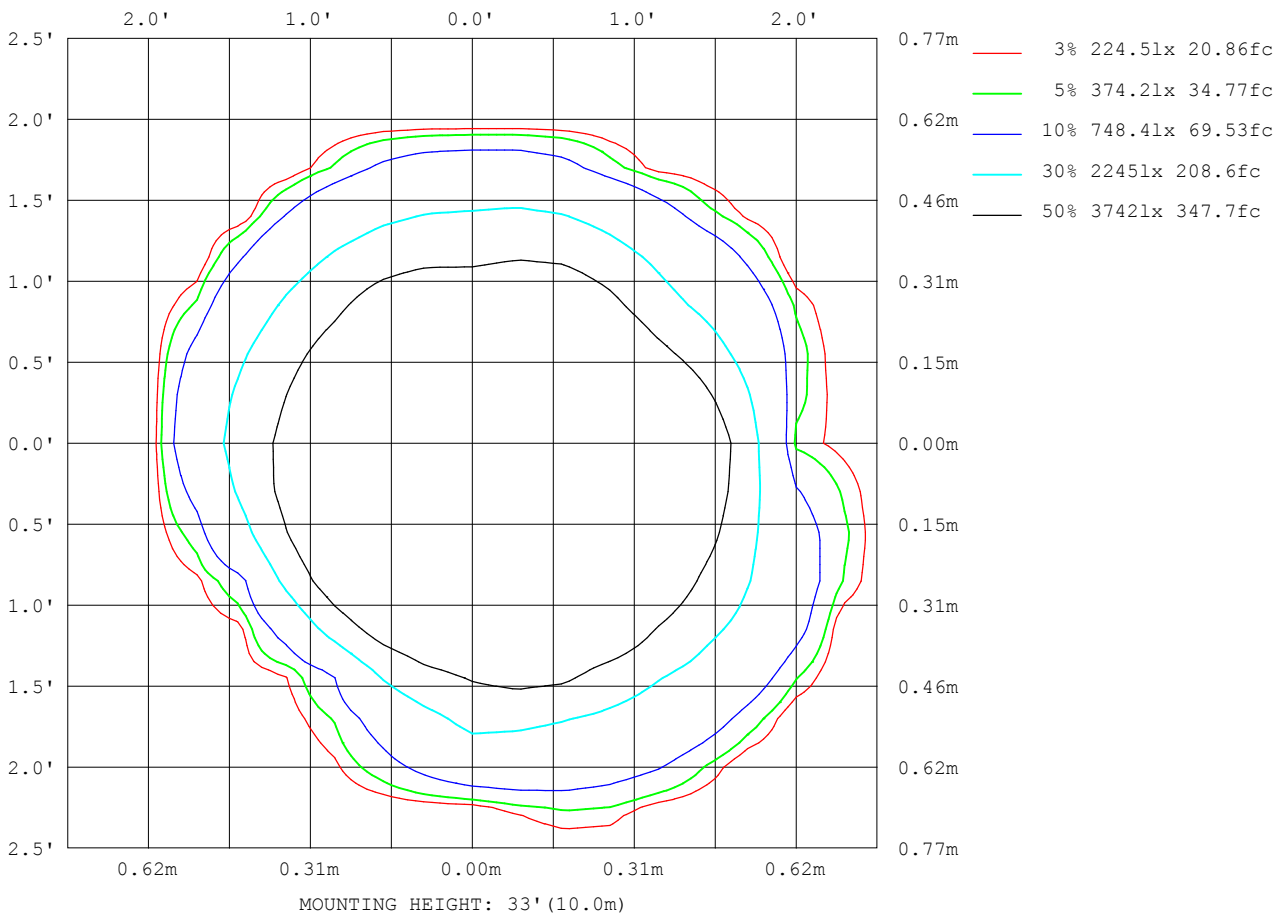
C Range: 0 - 360DEG
 C Interval: 30.0DEG
 Test Speed: HIGH
 Temperature:25.3DEG
 Operators:Danny
 Test Date:2023-01-10

γ Range: 0 - 90DEG
 γ Interval: 0.5DEG
 Test System:EVERFINE GO-HD5 SYSTEM V2.0.407.13
 Humidity:65.0%
 Test Distance:9.400m [K=1.0000]
 Remarks:



ISOLUX DIAGRAM

Test:U:219.91V I:2.3743A P:512.82W PF:0.9822 Freq:50.01Hz Lamp Flux:403.951x12 lm		
NAME:	DIM.:	WEIGHT:
MFR.: CLF		



C Range: 0 - 360DEG
C Interval: 30.0DEG
Test Speed: HIGH
Temperature:25.3DEG
Operators:Danny
Test Date:2023-01-10

γ Range: 0 - 90DEG
γ Interval: 0.5DEG
Test System:EVERFINE GO-HD5 SYSTEM V2.0.407.13
Humidity:65.0%
Test Distance:9.400m [K=1.0000]
Remarks:



LED Avg.L Report

Test:U:219.91V I:2.3743A P:512.82W PF:0.9822 Freq:50.01Hz Lamp Flux:403.951x12 lm		
NAME:	DIM.:	WEIGHT:
MFR.: CLF		

AvgL	cd/m2
L_0~180 (65) av	150
L_0~180 (75) av	107
L_0~180 (85) av	21
L_90~270 (65) av	146
L_90~270 (75) av	106
L_90~270 (85) av	14
L_45 (65) av	139
L_45 (75) av	69
L_45 (85) av	18

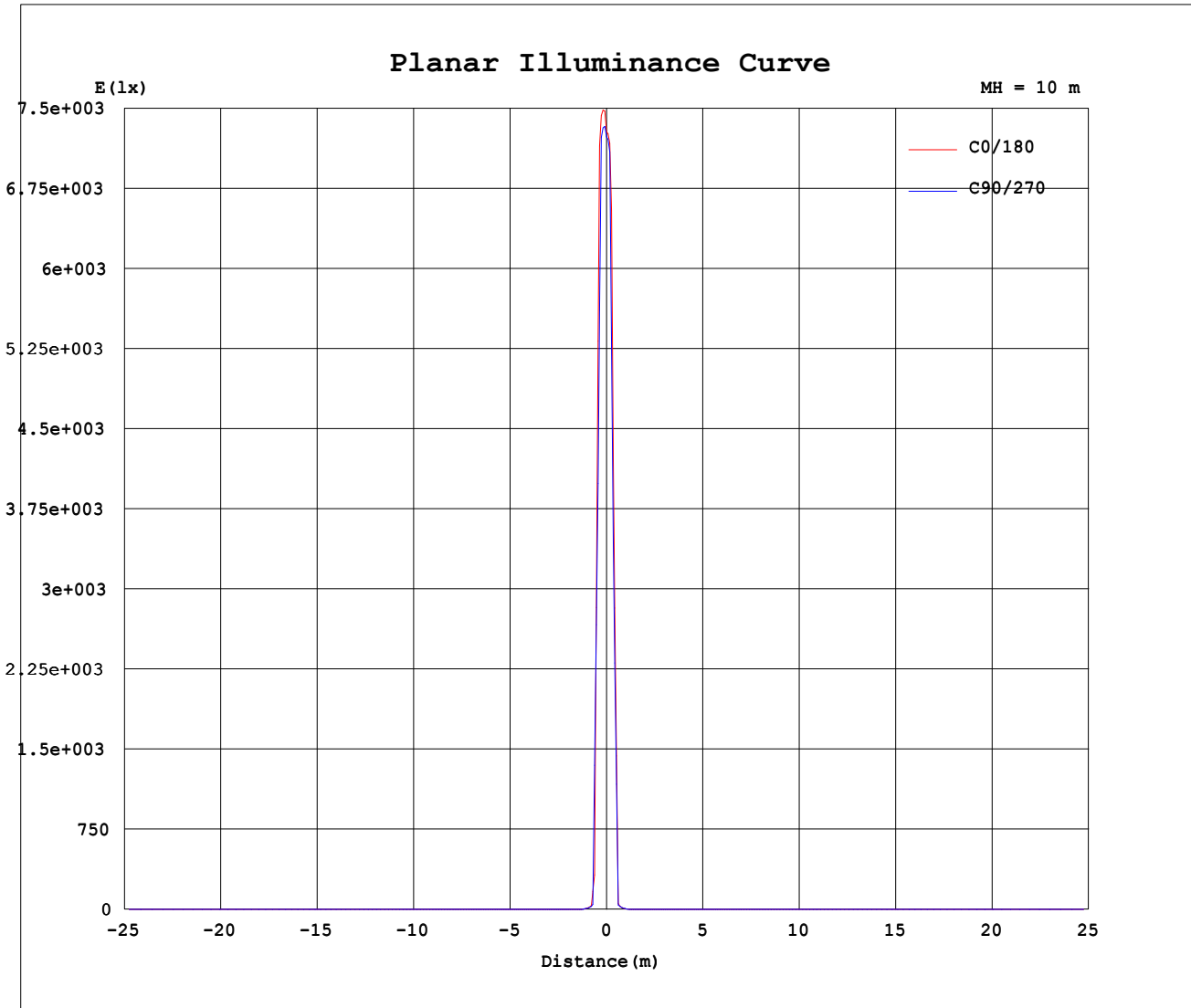
Standard: GB/T 29293-2012

C Range: 0 - 360DEG
C Interval: 30.0DEG
Test Speed: HIGH
Temperature:25.3DEG
Operators:Danny
Test Date:2023-01-10

γ Range: 0 - 90DEG
 γ Interval: 0.5DEG
Test System:EVERFINE GO-HD5 SYSTEM V2.0.407.13
Humidity:65.0%
Test Distance:9.400m [K=1.0000]
Remarks:



Planar Illuminance Curve



C Range: 0 - 360DEG
C Interval: 30.0DEG
Test Speed: HIGH
Temperature:25.3DEG
Operators:Danny
Test Date:2023-01-10

γ Range: 0 - 90DEG
 γ Interval: 0.5DEG
Test System:EVERFINE GO-HD5 SYSTEM V2.0.407.13
Humidity:65.0%
Test Distance:9.400m [K=1.0000]
Remarks:



LUMINOUS DISTRIBUTION INTENSITY DATA

Test:U:219.91V I:2.3743A P:512.82W PF:0.9822 Freq:50.01Hz Lamp Flux:403.951x12 lm		
NAME:	DIM.:	WEIGHT:
MFR.: CLF		

Table--1

UNIT: ×100cd

C (DEG) γ (DEG)	0	30	60	90	120	150	180	210	240	270	300	330							
0	7403	7286	7289	7293	7308	7286	7281	7254	7250	7233	7217	7191							
5	24.6	26.7	28.6	20.9	16.1	14.3	12.6	12.1	12.1	12.7	14.2	19.0							
10	1.14	1.20	1.18	1.15	1.17	1.01	0.98	1.02	1.04	1.09	1.16	1.09							
15	0.81	0.83	0.82	0.84	0.91	0.85	0.86	0.90	0.89	0.91	0.92	0.83							
20	0.58	0.66	0.58	0.55	0.58	0.48	0.47	0.56	0.47	0.49	0.54	0.52							
25	0.54	0.59	0.52	0.55	0.67	0.56	0.57	0.72	0.57	0.59	0.69	0.53							
30	0.29	0.58	0.32	0.28	0.55	0.31	0.29	0.59	0.35	0.31	0.58	0.33							
35	0.30	0.60	0.34	0.29	0.50	0.33	0.30	0.52	0.35	0.32	0.56	0.35							
40	0.28	0.40	0.29	0.26	0.39	0.28	0.26	0.39	0.30	0.32	0.41	0.30							
45	0.22	0.30	0.23	0.21	0.28	0.22	0.21	0.28	0.23	0.23	0.29	0.23							
50	0.18	0.21	0.18	0.17	0.21	0.18	0.17	0.20	0.18	0.17	0.20	0.18							
55	0.22	0.22	0.23	0.23	0.27	0.26	0.26	0.27	0.25	0.25	0.24	0.21							
60	0.24	0.24	0.22	0.23	0.24	0.21	0.21	0.23	0.21	0.21	0.22	0.22							
65	0.19	0.19	0.19	0.19	0.17	0.18	0.19	0.15	0.18	0.18	0.17	0.18							
70	0.13	0.14	0.14	0.14	0.13	0.13	0.12	0.11	0.13	0.12	0.11	0.13							
75	0.09	0.04	0.09	0.09	0.04	0.08	0.08	0.03	0.07	0.08	0.04	0.06							
80	0.03	0.02	0.03	0.03	0.02	0.03	0.02	0.01	0.02	0.02	0.01	0.03							
85	0.01	0.00	0.00	0.00	0.01	0.01	0.00	0.00	0.00	0.00	0.00	0.00							
90	0.00	0.00	0.00	0.00	0.00	0.00	0.00	0.00	0.00	0.00	0.00	0.00							

C Range: 0 - 360DEG
 C Interval: 30.0DEG
 Test Speed: HIGH
 Temperature:25.3DEG
 Operators:Danny
 Test Date:2023-01-10

γ Range: 0 - 90DEG
 γ Interval: 0.5DEG
 Test System:EVERFINE GO-HD5 SYSTEM V2.0.407.13
 Humidity:65.0%
 Test Distance:9.400m [K=1.0000]
 Remarks: